



God Always Had A Plan To Send Jesus

Older Elementary Small Group Guide
Week 1 • November 30/December 1/2
Side 1 • Small Group #1 (10 Minutes)



WELCOME

Welcome each kid by name and **Ask:**

- *Do you have a signature dance move? Can you show us?*
- *Last week was the last week for our Generosity Challenge! Who finished strong? Recognize the specific ways kids in your Group made their love Easy To See. Encourage your Group to clap and celebrate each other's efforts.*



PRAY

Dear God, thank you so much for the strength and opportunity to serve you by making your love Easy To See in our community all month long. We know that you are all powerful and don't need us to do this work, but you want something for us. You want us to experience a deeper relationship with you by living like your son, Jesus. We love you. Amen.



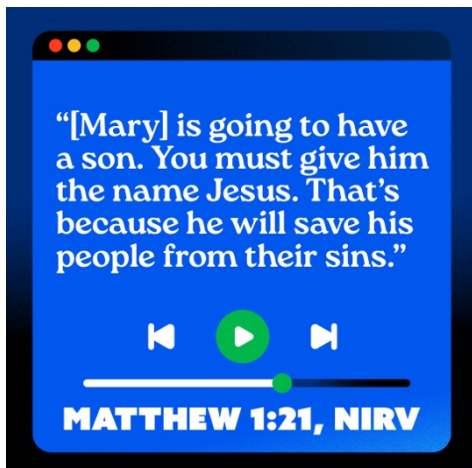
BIBLE

Read:

- Give every kid a Christmas Advent.
- *Let's use this Christmas Advent every day leading up to Christmas day so we can be focused on Jesus as we celebrate this season.*
- Make sure every kid gets a Bible and opens to the Verse listed on day 1 of the Christmas Advent.
- You can ask someone who is a good reader with a loud voice to read it out loud, or you can read out loud.

Review:

- *This Verse seems like a pretty typical Verse about Christmas, right?*
- *Who can guess when this Verse was written, specifically, how many years from Jesus' birth?*
- *This Verse was written about 700 years before Jesus was born!*
- *How likely do you think it would be for you to predict what is going to happen 700 years from now?*



TIPS + TRICKS



Reading can make some older kids feel uncomfortable. You can support them by helping them to get into reading partners. Pair a confident reader next to someone who may be uncomfortable. Ask one kid to read while the other points to the words or holds the Bible.



God Always Had A Plan To Send Jesus

Older Elementary Small Group Guide
Week 1 • November 30/December 1/2
Side 2 • Small Group #2 (15 Minutes)



ACTIVITY

- *Where does a song begin?* At the first note, the first lyric.
- *Where did the plan for Christmas really begin?* The very beginning of the Bible before the world was created.
- *Let's have some fun with songs and see if you can guess some Christmas songs!*
- You will hum a familiar Christmas song. Allow the Group to guess the song. Ex: Rudolph The Red Nosed Reindeer, Jingle Bells, Rockin Around The Christmas Tree, The Twelve Days Of Christmas, etc.
- After they guess, encourage your Group to sing the beginning of the song together.
- Invite kids to take turns humming a song for the rest of the Group to guess.



CHALLENGE

You have TWO opportunities for challenges this week! That is exciting! You can use your Christmas Advent every day and keep unpacking the Christmas story. You can also invite people to join you for church at LCBC this Christmas. Jesus asks us to love God with all our hearts and love others. We are going to live that out this month and love God through reading about his story in the Bible and love other by inviting them to LCBC. Let's do this!



DISCUSSION QUESTIONS

- *What are you hoping to receive for Christmas?*
- *What are you planning on giving for Christmas?*

TAKE HOME

- Christmas Advent (1 per kid, consumable, at the door)
- Christmas Invites (a few per kid, consumable, in Small Group)



Celebrate Because God Is With You

Older Elementary Small Group Guide
Week 2 • December 7/8/9
Side 1 • Small Group #1 (10 Minutes)



WELCOME

Welcome each kid by name and **Ask:**

- *Who is your favorite person to be around? Why?*
- *Last week your challenge was to read your Christmas Advent and invite others to LCBC this Christmas. How did you do?*



PRAY

Dear God, thank you for always being with us all the time. We know that you are with us in so many ways. Help us to remember that no matter what we are going through, you promise to be with us all the time. We can have peace and celebrate you no matter what we are going through. Thank you for loving us. Amen.



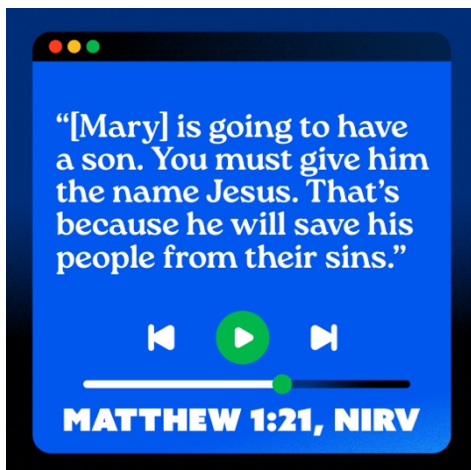
BIBLE

Read:

- Take out the Christmas Advent. Hand one to anyone who was not there the previous week.
- *Let's use this Christmas Advent every day leading up to Christmas day so we can be focused on Jesus as we celebrate this season.*
- Make sure every kid gets a Bible and opens to the Verse listed on day 7.
- You can ask someone who is a good reader with a loud voice to read it out loud, or you can read out loud.

Review:

- *Mary had some big news dropped on her and did you catch how she ended up responding? She said, "I serve the Lord, may it happen to me just as you said it would."*
- *Wow, that shows us that Mary had confidence in God and was willing to serve him no matter what!*
- *In what ways can we serve God?*



TIPS + TRICKS



Have kids consider ways they can serve by acting it out! If someone suggests shoveling snow, or doing the dishes, have the group demonstrate it. You can ask a confident writer to write your group's ideas down!



Celebrate Because God Is With You

Older Elementary Small Group Guide
Week 2 • December 7/8/9
Side 2 • Small Group #2 (15 Minutes)



ACTIVITY

- Instruct your Group to stand in a single file line.
- Explain that you are going to play “This or That” and ask them to either jump to the left or the right based on their selection.
- As you read you can assign them to jump to the left or right for each answer. Or, you can have them do different actions to answer. (Ex: spin in circles or balance on one foot)
- *Decorate Christmas cookies or build a gingerbread house?*
- *Wear a full zip up snowsuit inside every day for a week or mittens on your hands every day for a week?*
- *Travel to a tropical place for Christmas or stay home for Christmas?*
- *Build a snowman or snow fort?*
- *Sing “Jingle Bells” at the top of your lungs every time you walk through a doorway or sing “The Twelve Days Of Christmas” every time a friend says “hi” to you?*
- *Christmas tree tinsel for hair or Christmas lights for fingernails?*
- *Listen to Christmas music or watch Christmas movies?*
- *String a mile long garland with Christmas lights or wrap one hundred Christmas presents?*
- *Wash your hair with cranberry sauce or with mash potatoes and gravy?*
- *An extra week off school for Christmas or an extra week of summer break?*



CHALLENGE

You have TWO opportunities for challenges this week! That is exciting! You can use your Christmas Advent every day and keep unpacking the Christmas story. You can also invite people to join you for church at LCBC this Christmas. God wants us to live the best life as well as be in a deep relationship with him. Getting into the Bible and talking about your faith with others is what this life is all about! Let's do this!



DISCUSSION QUESTIONS

- *What do you think kids your age in Antarctica want for Christmas?*
- *What do you think kids your age in South America want for Christmas?*

TAKE HOME

- Christmas Advent (1 per kid, who didn't previously receive, consumable, at the door)
- Christmas Invites (a few per kid, in Small Group)



Celebrate Because God Sent A Savior

Older Elementary Small Group Guide
Week 3 • December 14/15/16
Side 1 • Small Group #1 (10 Minutes)



WELCOME

Welcome each kid by name and **Ask:**

- *What is your favorite thing to do at a Birthday party?*
- *Last week your challenge was to read your Christmas Advent and invite others to LCBC this Christmas. How did you do?*



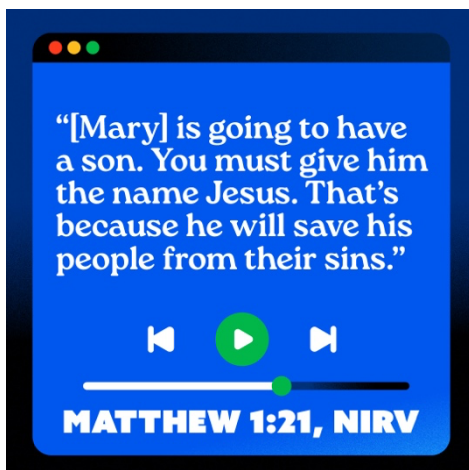
PRAY

Dear God, thank you for sending us Jesus to bring us joy, peace, and hope. On the first Christmas, people had to have hope and trust in you. Help us have hope and trust in you today. We know you are always with us. Amen.



BIBLE

- Read the Verse out loud and ask your Group to repeat it. Go over it a few times.
- *Our Memory Verse is the best news ever. It is worth celebrating! Let's keep practicing this Verse while we do some celebration actions!*
- Say the Verse while:
 - Pretending to play the drums
 - Jumping
 - Clapping
 - Spinning around
 - Playing air-guitar



TIPS + TRICKS



Memorizing scripture can be difficult! Break it up by doing one sentence at a time. Say it to the group, as one kid to repeat it back, and then have the whole group say it together. This helps kids to feel comfortable and models ways to memorize scripture.



Celebrate Because God Sent A Savior

Older Elementary Small Group Guide

Week 3 • December 14/15/16

Side 2 • Small Group #2 (15 Minutes)



ACTIVITY

- *People waited so long for Jesus to be born. When he was born, they celebrated!*
- *I am going to say an action for you to start doing and you are going to keep doing that action and wait for me to say, "Stop."*
- *After you are done waiting for me to say stop, we will celebrate.*
- *Twirl like a Christmas ornament*
- *Tip toe like elves*
- *Roll like a snowball*
- *Walk like a penguin*
- *Prance like a reindeer*
- *Ice skate*
- *Wrap Christmas presents*

Keep coming up with actions.



CHALLENGE

This is our final week to invite others to Christmas. Let's put all our energy into it. There are lots of people out there who might not have a church to go to this Christmas, or maybe they don't have anyone to go to church with! Let's get creative and think of some people who you haven't invited yet. Help your Group brainstorm some people and fill out Invites.



DISCUSSION QUESTIONS

- *Why is it important to God that we invite others to Christmas at LCBC? He wants us to spread his love and truth to others. There are experiences God wants us to have by talking to others about him. Some people might feel alone or like no one cares about them and we can do something about that.*

TAKE HOME

- Christmas Invites (a few per kid, consumable, in Small Group)



Celebrate Jesus With Others

Older Elementary Small Group Guide
Week 4 • Eve Gatherings
Side 1 • Small Group #1 (10 Minutes)



WELCOME

Welcome each kid by name and **Ask:**

- *Does your family have any Christmas traditions?*
- *Is anyone here for the first time? Help them feel welcome. Make sure they have a First Time Kid Lanyard/Sticker.*
- *Let's go around and share one fun fact about ourselves!*



PRAY

Dear God, thank you for the gift of Jesus. You sent your only son to rescue us, and we are so grateful. Please help us to share your love with the people around us and celebrate Jesus with others. Amen.



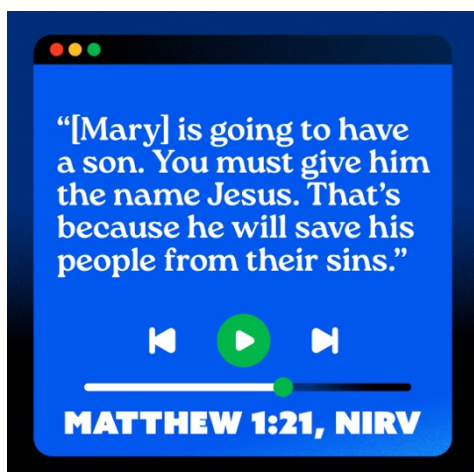
BIBLE

Read:

- Make sure every kid gets a Bible and prompt your Group to find Luke 2:8-20.
- Pay particular attention to any First Time kids who maybe never opened a Bible before.
- Read the Verses out loud to your Group.

Review:

- *There were lots of angels and people celebrating together that Jesus was born. It sounds like one big celebration!*
- *How is what we do today, similar or different to that very first Christmas celebration?*



TIPS + TRICKS



Look out for First Time kids and help them to feel welcome. These kids may look unengaged, hang out near the door, or be watching other kids play in kZones. Ask about the fun things they like to do at home, favorite food, or their plans for Christmas. Use what you learn to help them make connections with other kids.



Celebrate Jesus With Others

Older Elementary Small Group Guide
Week 4 • Eve Gatherings
Side 2 • Small Group #2 (15 Minutes)



ACTIVITY

- Invite your Group to stand in a circle.
- Give each kid a Candy Cane. You will have one and one extra one.
- Instruct everyone to hold their Candy Cane with one hand, hook facing down.
- Direct everyone to place their free hand behind their back.
- Explain that the goal is to pass the extra Candy Cane around the circle as fast as they can using only the hook part of their Candy Cane.
- Start the round. You can use a timer on your phone or count out loud.
- Challenge your Group to get faster every round.



CHALLENGE

Take out the Family Watch Party Guide and give one to every kid. *Instead of coming to church this next weekend, you have the chance to stay home and watch a sneak peek video that includes some of the new songs we will sing and dance to in this upcoming year! Your family can use this Guide to make some fun snacks, play a game, and watch a sneak peek of the songs coming up in 2025. I can't wait to see you all back here in the new year!*



DISCUSSION QUESTIONS

- *What is your favorite Christmas cookie?*
- *What is your favorite Christmas song?*

TAKE HOME

- Family Watch Party Guide (1 per kid, consumable)