

## Trusting Jesus

# I Can Trust Jesus

Younger Elementary Small Group Guide

Week 1 • October 4/5/6 • Trusting Jesus Gathering

Side 1 • Small Group # 1

10 minutes



PRO TIP

Today kids will be talking all about what it means to trust Jesus. Some kids may emotionally embrace this next step in their relationship with Jesus by speaking aloud, others may quietly pray and accept him, while some may not be ready today. No matter how kids respond to the message, encourage them that Jesus loves them no matter what! Let them know that you are, and will continue to be, there for them as they learn more about him, and be ready with resources to support them!



WELCOME

**Welcome each kid by name.**

**Ask:**

- If you had to pick a superhero to guard your valuable treasure, who would it be? Why do you trust them?
- If your pet could talk, do you think you could share anything with them? Why or why not?



PRAY

**Pray:** Dear Jesus, sometimes it's hard to know who we can trust. Please help us learn to trust you more. Show us that your love and peace are bigger than anything else. Help us feel your love today. Amen.

**Give each kid a Bible.**

**Say:**

- We are going to read a great Verse about trusting Jesus. Let's open our Bibles to it. I will read it first, then you can try to read it by yourself.
- Lead everyone in your Group through finding the Verse using the Table Of Contents.

**Read:**

- Proverbs 3:5-6

**Review:**

- What do you do when you are trying to understand something? (Ex: Ask for advice, look it up on a device, try figuring it out yourself)
- What do you think this Verse means when it says that Jesus will make your paths smooth and straight? (He will help you go the right way, like a flashlight in the dark or a map when you're lost.)
- Can you think of anything that makes it hard for you to trust Jesus?

**Continue to review and discuss until Large Group.**



BIBLE

**Trust in the Lord with all your heart. Do not depend on your own understanding. In all your ways obey him. Then he will make your paths smooth and straight. Proverbs 3:5-6**

# I Can Trust Jesus

Younger Elementary Small Group Guide

Week 1 • October 4/5/6 • Trusting Jesus Gathering

Side 2 • Small Group # 2

15 minutes



## ACTIVITY

**Say:** Let's all sit quietly and get ready to talk to Jesus. Let's fold our hands and close our eyes so we can focus and not be distracted.

**Pray:** Dear Jesus, thank you for loving each of us. Some of us already trust you, and I pray we keep learning to trust you more. Some of us have questions about what it means to trust you. Please help us to be brave to ask those questions and learn more. Some of us might be ready to trust you for the first time today. They are going to tell you that now. We're going to be quiet for a moment so everyone can say their own prayer to you. Pause for a few moments. Amen.

- Ask kids if it was their first time they prayed to trust Jesus. As they respond, celebrate warmly, cheer, clap, and smile. Write their first and last names down to submit to your Captain.
- Give kids who chose to trust Jesus a Bracelet and Color Guide. Review what each color means.
- Give all kids a Trusting Jesus Guide and Trusting Jesus Sticker and Western Cup. Have them put the Guide and Sticker inside the Cup.
- Take out the Game Board and Trusting Jesus Game Card Set. Give each kid a Horse Game Play Piece. Play the game using the Game Board Instructions.
- Create a respectful, safe, and honest space with your Group as you play the game.
- Kids will take their Horse Game Play Piece home with them.



## CHALLENGE

**Say:** If you already trust Jesus, pick one thing in your life you can turn away from so you can trust Jesus more.

If you have questions and don't trust Jesus yet, think about what might be stopping you and ask for help when you need it!

If you just trusted Jesus today, start growing your relationship with him! You could pray more, start a prayer journal, or talk with someone who also trusts Jesus.



## DISCUSSION QUESTIONS

Share, in an age-appropriate way, your personal story of trusting Jesus. You can share when you first trusted Jesus, and what you had to turn away from to trust him.

**Remain in Small Group until Parent Pick Up.**



## TAKE HOME


Bandana (1 per kid, upon entering environment)

Western Cup (given in Small Group with the following inside)

- Trusting Jesus Guide
- Trusting Jesus ABC Sticker
- Horse Game Play Piece

Kids who trusted Jesus

- Trusting Jesus Bracelet & Color Guide (given in Small Group)



# God Helps You Make The Wise Choice

Younger Elementary Small Group Guide  
Week 2 • October 11/12/13  
Side 1 • Small Group # 1 • 10 minutes



PRO TIP

Last week kids heard a powerful message about what it means to trust Jesus. This week, kids may be coming back with more questions. Some may be ready to take that next step! Prioritize taking time to listen to any other questions they have. Remind them that you are here for them and praying for them as they grow in their faith!



WELCOME

**Welcome each kid by name.**

**Ask:** *What's your favorite thing to do when you are by yourself?* Pass the bean bag around the circle allowing each kid to share.



PRAY

**Pray:** *Dear God, thank you for always being with us and loving us. Thank you for sending Jesus to show us how to be wise and thank you for your Holy Spirit who goes everywhere with us. Please help us listen for your voice and trust you every day, so we can make wise choices too. We want to listen to your voice more than anything. Please teach us how. We love you, God, and we pray these things in Jesus' name. Amen.*

**Give each kid a Bible.**

**Say:**

- *Today's story is all about a man who this book is named after— Samuel! As we'll see, Samuel learned how important it is to listen to God. God helped him see what really matters.*

**Read:**

- 1 Samuel 16:1-13

**Review:**

- *God told Samuel to anoint a new king from the sons of Jesse in Bethlehem. One by one, Jesse's older sons passed before Samuel, but God reminded him that he looks at the heart, not outward appearance. Finally, Jesse's youngest son, David, was called from tending sheep, and God told Samuel, "This is the one." Samuel anointed David, and the Spirit of the Lord came powerfully upon him.*

**Continue to review and discuss until Large Group.**



BIBLE



# God Helps You Make The Wise Choice

Younger Elementary Small Group Guide

Week 2 • October 11/12/13

Side 2 • Small Group # 2 • 15 minutes

---

**Say:** *We're going to practice our Memory Verse!*



ACTIVITY

Take out the Verse Card Set and Blindfold. Have kids put the Memory Verse together using the cards. The first time, try to do it as fast as you can. The second time, put it together silently. The third time, choose one kid to be blindfolded while the rest of the kids help them figure it out! Take turns with the blindfold and give other kids the opportunity to try.



CHALLENGE

---

**Say:**

- *What is something big you have to do this week? (Test, game, etc.)*
- *Write down our Memory Verse and look at it this week. Remember that even when you have something big, can God give you wisdom to help you make the wise choice!*



DISCUSSION  
QUESTIONS

---

**Ask:**

- *What does God look at when he chooses someone—our outside or our heart?*
- *How do you think David felt when Samuel chose him instead of his brothers?*
- *What are some good things God might see in your heart?*
- *Can you think of a time when you were chosen for something even though you didn't expect it?*
- Review the Memory Verse and Bottom Line.

---

**Remain in Small Group until Parent Pick Up.**




TAKE HOME

Encourage kids to share the Bottom Line with their grown-ups

---

**It is much better to get wisdom than gold. It is much better to choose understanding than silver. Proverbs 16:16**



# You Can Ask God For Wisdom

Younger Elementary Small Group Guide  
Week 3 • October 18/19/20  
Side 1 • Small Group # 1 • 10 minutes



PRO TIP

Many kids learn to go to God through prayer. But they may not realize that spending time worshipping or reading their Bible are ways to go to God, too! Share with kids the different ways you connect with God. Model them during your time in the environment and watch them grow in their faith as they do it, too!



WELCOME

**Welcome each kid by name.**

**Ask:** What is your favorite part of the Fall season? Allow each kid to share.



PRAY

**Pray:** God, thank you for loving us and for giving us the Bible so we can learn your wisdom. Thank you that you promise to help us. When we don't know what to do, help us stop and ask you for help. Fill us with wisdom, kindness, and love— so we can make wise choices every day. We trust you, God! We love you, and we pray these things in Jesus' name. Amen.

**Give each kid a Bible.**

**Say:**

- This week, we're looking at the third king of God's people and a really wise thing he asked God. We are talking about King Solomon!



BIBLE


**Read:**

- 1 Kings 3:4-5

**Review:**

- King Solomon loved God and wanted to follow him. One night, God spoke to Solomon in a dream and said, "Ask for anything you want." Solomon didn't ask for money or to beat his enemies— he asked for wisdom to know what was right and to lead the people well. God was pleased and gave Solomon great wisdom, and also gave him riches and honor.

**Continue to review and discuss until Large Group.**



# You Can Ask God For Wisdom

Younger Elementary Small Group Guide

Week 3 • October 18/19/20

Side 2 • Small Group # 2 • 15 minutes



## ACTIVITY

Pass out the Map Of Wisdomland Activity Sheet. Point out the four lands on the map and talk about what they mean.

- Familyland: *Sometimes it's hard to listen or get along at home. But godly wisdom helps us love our families and make good choices.*
- Friendshipland: *Friendships aren't always easy, but God can give us wisdom to be kind, patient, and loving.*
- Emotionland: *We all feel big feelings sometimes! Godly wisdom helps us know what to do when we're angry or sad.*
- Learningland: *At school, we need wisdom from God to follow directions, ask for help, and do the right thing even when it's hard.*

Help the kids in your Group come up with one thing they can do to make a wise choice in each area. Have them write it down or draw a picture.



## CHALLENGE

### Say:

- *There will be lots of times in life when we don't know what to do. Maybe you feel left out on the playground, or you're not sure what to do when you're mad. Maybe you want to help a friend, but you don't know how.*
- *When that happens, when you don't know what to do, you can always do what Solomon did— you can ask God for wisdom! Pray three different times this week, asking God for wisdom!*



## DISCUSSION QUESTIONS

### Ask:

- *What did Solomon choose to ask for instead of money or power?*
- *Why do you think God was happy with Solomon's request?*
- *If God asked you, "What do you want?" What would you say?*
- Review the Bottom Line
- Review the Memory Verse

**Remain in Small Group until Parent Pick Up.**



## TAKE HOME

Map Of Wisdomland Activity Sheet

- *This map shows all the different kinds of choices we have to make. But God gives us wisdom to make the right choice. We only have to ask him for wisdom – just like Solomon!*

**It is much better to get wisdom than gold. It is much better to choose understanding than silver. Proverbs 16:16**



# Be Wise Because Your Choices Matter

Younger Elementary Small Group Guide  
Week 4 • October 25/26/27  
Side 1 • Small Group # 1 • 10 minutes



PRO TIP

**Choosing to do what is right is hard for everyone, especially kids! During kZones, take the time to get to know the kids in your group better. Learn about the things they do after school, on the weekends, and with their friends. Then use what you know about their lives to help them to prepare for the tough choices that they may face.**



WELCOME

**Welcome each kid by name.**

**Ask:** *What's one thing that made you laugh recently? Allow each kid to share.*



PRAY

**Pray:** *God, we're so thankful that you hear every prayer we say. Thank you for loving us and sharing your wisdom with us. Please help my friends here trust you and follow your way. Even when it seems like no one around us is following you, God, please give us the boldness and wisdom to follow your way no matter what! We love you, God, and we pray these things in Jesus' name. Amen.*

**Give each kid a Bible.**

**Say:**

- *A long time ago, Israel had many kings—some followed God, but many did not.*
- *King David's son, Solomon, started out loving God and asking for wisdom to lead the people. God made him the wisest man ever and blessed him with great wealth and peace. Solomon built a beautiful temple for God, but later, his heart turned away because he followed false gods. After Solomon died, the kingdom split into two parts: Israel in the north and Judah in the south. Most of the kings that followed did not obey God, and they led the people into sin.*
- *God sent prophets like Elijah and Elisha to remind the people to worship him.*
- *Sometimes the kings listened, but often they refused and chose evil instead. Over time, both kingdoms turned so far from God that he allowed enemies to take them over. Even though it was a sad time, God still promised that one day, a perfect King would come to save his people forever—and that King is Jesus.*




BIBLE

**Read:**

- 1 Kings 3:9
- 1 Kings 8:61
- 1 Kings 18:39
- 2 Kings 6:16
- 2 Kings 17:13

**Review:** *1 and 2 Kings teach us about the importance of wise leadership, wholehearted devotion to God, recognizing his power, trusting him in tough times, and responding to his loving guidance. These books show that God's heart is always for his people—to lead, protect, correct, and bless them when they seek him.*

**Continue to review and discuss until Large Group.**



# Be Wise Because Your Choices Matter

Younger Elementary Small Group Guide

Week 4 • October 25/26/27

Side 2 • Small Group # 2 • 15 minutes



## ACTIVITY

Divide the kids into 2 groups. Give each group a few Jenga Blocks to build a base. Place the remaining blocks in a pile in your group area, an equal distance away from each team's base.

**Say:** *Each of you is part of a team of builders. Your goal is to build the tallest, strongest tower. But there's a twist. On your turn, you can either: take a block from the center pile OR steal one block from another team's tower.*

Let each team play until you run out of blocks.

**Ask:** *How did it feel when someone stole your team's block? What were you focused on: winning or building wisely?*



## CHALLENGE

**Say:**

- *It's hard to choose the wise thing when we have a tough decision to make.*
- *What is one hard decision you have to make this week?*
- *Before you make your decision, ask a trusted friend or a parent to give you advice!*



## DISCUSSION QUESTIONS

**Ask:**

- *What is one way you can ask God to help you make good choices this week?*
- *What does it look like to love God with your whole heart?*
- *How can you listen to God and choose to do the right thing, even when it's hard?*
- Review the Bottom Line
- Review the Memory Verse

**Remain in Small Group until Parent Pick Up.**



## TAKE HOME

kid Dedication Postcard (given at the door)

**It is much better to get wisdom than gold. It is much better to choose understanding than silver. Proverbs 16:16**

