

Who Shows You How To Love Others?

Jesus Shows Me How To Love Others!

Treasure Cove Small Group Guide

Week 1 • May 31/June 1/2

Side 1 • Small Group # 1

10 minutes



PRO TIP

Waiting can be hard for some young kids. As kids are waiting for Small Group to begin, the Jenga Blocks to be set up, or for a friend to join the circle, engage them in fun ways. Ask them questions like, "Put your hands on your head if you had pancakes for breakfast?" or "Hop like a bunny if you want to play outside today!" These questions help you to get to know kids better and keep them engaged positively as they wait.



WELCOME

Welcome each kid by name.

Ask: *On a hot day would you rather have a popsicle or ice cream?*



BIBLE

Give each kid a Bible.

Say:

- We are going to read a story about TWO BIG miracles that Jesus performed. He is so powerful and mighty!
- Let's use our kind and gentle hands to follow along with this story in the Bible.

Read:

- Two Miracles: Page 340

Review:

- What two miracles did Jesus perform?
 - Refer to page 346 and page 350 as you review.
- Jesus loves us so much! Who shows you how to love others? Jesus shows me how to love others!

Continue to review and discuss until Large Group.

Think and act as Jesus did. Philippians 2:5



Who Shows You How To Love Others?

Jesus Shows Me How To Love Others!

Treasure Cove Small Group Guide

Week 1 • May 31/June 1/2

Side 2 • Small Group #2

10 minutes



Pray: *Dear God, thank you for sending Jesus to show us how to love others. Please help (say each kid's name) think and act like Jesus did! We love you. Amen.*



Take out the Jenga Blocks and stand them on their small end and line them up like Dominos.

- **Ask:** *What do you think is going to happen when I push the first one over?*
- Push the first Block over and watch the chain reaction.
- Prompt everyone to say the Bottom Line when all the blocks have fallen.
- Stand them up again and put them in the shape of a heart.
- **Ask:** *What shape is this?* Then, let someone knock over the first Block. After they fall, prompt everyone to say the Bottom Line.
- Keep making different shapes, allowing kids to take turns knocking them over, and saying the Bottom Line.



Ask:

- *What do you like to do when it is sunny outside?*
- *What do you like to do when it is a rainy day?*
- *Today, you will each go home with a special gift to celebrate the beginning of Summer. I hope it makes you think of all of your friends here at church.*

Remain in Small Group until Parent Pick Up.



Summer Kick Off Item (at the door)

Think and act as Jesus did. Philippians 2:5



Who Shows You How To Love Others?

Jesus Shows Me How To Love Others!

Treasure Cove Small Group Guide

Week 2 • June 7/8/9

Side 1 • Small Group # 1

10 minutes



PRO TIP

Kids in Treasure Cove all have different experiences with books. Avoid assuming kids know how to carry, open, hold, and turn pages in the Bible. Instead, model how they can interact with and read their Bible appropriately. When you notice a kid reading the Bible appropriately, celebrate it and let them know you noticed what an incredible job they are doing!



WELCOME

Welcome each kid by name.

Ask: *Would you rather have a pet turtle or pet dolphin?*



BIBLE

Give each kid a Bible.

Say:

- *Let's use our kind and gentle hands to follow along with this story in the Bible.*

Read:

- A Changed Man: Page 488

Review:

- *After Saul was changed, he went to meet the rest of Jesus' friends. He knew he would have to convince them that he was not going to hurt them because he was a changed man and loved God and believed in Jesus now. Let's see how he did!*

Continue to review and discuss until Large Group.

Think and act as Jesus did. Philippians 2:5



Who Shows You How To Love Others?

Jesus Shows Me How To Love Others!

Treasure Cove Small Group Guide

Week 2 • June 7/8/9

Side 2 • Small Group #2

10 minutes



Say: Can you help me think of some ways we can love others like Jesus did in our Bible story today?

- Allow kids to list ideas like being kind, spending time with others, helping others, praying for them. Use this list as you pray.

Pray: Dear Jesus, we want to love others just like you! Please help us (list the ways discussed above). We love you. Amen.



Place the Bucket in the center of your Group.

- Give each child a Pom Pom.
- Encourage everyone to make Friendship Soup by adding their Pom Pom to the Bucket.
- After each kid adds a Pom Pom, you can use the Spoon to mix the soup. You can also ask other kids who have already put their Pom Pom in the soup to mix the soup.
- **Say:** Wow look at our Friendship Soup! It is full of so much love and kindness from every friend in our Group!



Ask:


- What does it look like to be a good friend?
- How can Jesus be a good friend?

Remain in Small Group until Parent Pick Up.



At The Movies Invites (at the door)

Think and act as Jesus did. Philippians 2:5



Who Shows You How To Love Others?

Jesus Shows Me How To Love Others!

Treasure Cove Small Group Guide

Week 3 • June 14/15/16

Side 1 • Small Group # 1

10 minutes



PRO TIP

Support kids as they plan to invite others to church. One way you can do this is by helping kids to learn and share what they love about kidVenture Island. In Small Group, discuss each kid's favorite activity in the environment. Then, ask them who they know that would have fun doing that with them. Encourage them to invite that friend to come to church!



WELCOME

Welcome each kid by name.

Ask: Would you rather see a rainbow or watch fireworks?



BIBLE

Give each kid a Bible.

Say:

- Let's use our kind and gentle hands to follow along with this story in the Bible.

Read:

- Jesus Feeds Thousands: Page 357

Review:

- Turn to Page 361 and show your Group the picture. **Say:** Jesus did something amazing with this boy's lunch. What did he do?
- Turn to Page 363 and show your Group the picture. **Say:** He turned that one lunch into LOTS of lunches. Wow! Jesus is amazing!

Continue to review and discuss until Large Group.

Think and act as Jesus did. Philippians 2:5



Who Shows You How To Love Others?

Jesus Shows Me How To Love Others!

Treasure Cove Small Group Guide

Week 3 • June 14/15/16

Side 2 • Small Group #2

10 minutes



Pray: *Dear God, thank you for sending Jesus to show us how to love others. Please help (say the names of the kids in your Group) help the people around them. I know they have what it takes to love others the way Jesus shows us how to love others. We love you. Amen.*



Take out the Fish and Food Card Set. Mix them up and place them face down in the center of your Group.

- Take out the Fishing Pole and let the first kid use it to “catch” a card.
- If they catch a Food Card, ask them to share one food that they love.
- If they catch a Fish Card, ask them to share the Memory Verse. Help as needed.



Ask:


- *We are getting ready to celebrate At The Movies here at LCBC. Raise your hand if you know what At The Movies is!*
- Let kids who are aware of At The Movies share what they experienced.
- Explain to the kids who might not know what At The Movies is.

Remain in Small Group until Parent Pick Up.



At The Movies Invites (at the door)

Think and act as Jesus did. Philippians 2:5



Who Shows You How To Love Others?

Jesus Shows Me How To Love Others!

Treasure Cove Small Group Guide

Week 4 • June 21/22/23

Side 1 • Small Group # 1

10 minutes



PRO TIP

Did you realize that sitting in Small Group is not only valuable for kids, but also for their parents? When parents see their kid sitting in a Small Group at pick up, they know that their kid is part of a community, is growing in their faith, and is cared for and seen by a trustworthy adult!



WELCOME

Welcome each kid by name.

Ask: *Would you rather catch a butterfly or a ladybug?*



BIBLE

Give each kid a Bible.

Say:

- *The Bible is a big book all about how God loves us. Let's give our Bibles a big hug before we start to read!*

Read:

- The Good Samaritan: Page 379

Review:

- *This story was about how to love others. We are going to watch another story about loving others in our video this week.*

Continue to review and discuss until Large Group.

Think and act as Jesus did. Philippians 2:5



Who Shows You How To Love Others?

Jesus Shows Me How To Love Others!

Treasure Cove Small Group Guide

Week 4 • June 21/22/23

Side 2 • Small Group #2

10 minutes



Pray: *Dear God, thank you for sending Jesus to show us how to love others. We know that you are cheering us on as we try to show others love. Please help my friends encourage each other as they love others the way Jesus does. Amen.*



Split your Group into two and have them line up shoulder to shoulder facing each other. The two Groups should be standing many feet apart.

- Instruct the one Group to make a motion while moving toward the other Group. (They could hop, skip, crawl, roll, dance, walk like a penguin, etc.) The Group waiting for them to make the motions and move to them should cheer them on.
- When everyone makes it to the other Group, give everyone a Sticker! Celebrate the movers for making it, and celebrate the other Group for encouraging their friends.
- Put everyone back to the start and have the opposite side move/cheer.



Give everyone an At The Movies Invite. Explain what At The Movie is and how they will use it to invite others to church. Help them think of some names of people they could invite. **Ask:**


- *What is something you are really good at?*
- *How can you show someone love or help someone using that skill?*

Remain in Small Group until Parent Pick Up.



At The Movies Invites (in Small Group)

Think and act as Jesus did. Philipians 2:5



Who Shows You How To Love Others?

Jesus Shows Me How To Love Others!

Treasure Cove Small Group Guide

Week 5 • June 28/29/30

Side 1 • Small Group # 1

10 minutes



PRO TIP

You can keep the conversation going after kids finish their coloring sheet. Invite kids to turn it over and draw a picture of something they can do to show love to others. Share ideas like helping to clean up toys, caring for a pet, saying kind words to a sibling, or listening to a parent. At pick up, let parents know their child has a great plan to show love to others like Jesus!



WELCOME

Welcome each kid by name.

Ask: *Would you rather ride a bike or a scooter?*



BIBLE

Give each kid a Bible.

Say:

- *The Bible is a big book all about how God loves us. Let's give our Bibles a big hug!*

Review:

- *The Memory Verse we have been practicing all month is written in the Bible. Let's take time to practice it and really work it into our minds.*
- *When we work to help our brain remember words from the Bible it helps our hearts know what to do in difficult moments.*
- *Practice the Verse a few times with your Group.*
- *How can remembering this Verse help us when we are in a difficult moment? (It can help us decide how to act or how to think. Like when we are scared to tell the truth, it can help us be brave and resist lying.)*

Continue to review and discuss until Large Group.

Think and act as Jesus did. Philippians 2:5



Who Shows You How To Love Others?

Jesus Shows Me How To Love Others!

Treasure Cove Small Group Guide

Week 5 • June 28/29/30

Side 2 • Small Group #2

10 minutes



Pray: *Dear God, thank you for sending Jesus to show us how to think and act. We are thankful that he is a good friend to everyone. Please help my friends be good friends to everyone and love others the way Jesus showed them how to love others. Amen.*



Give everyone the Jesus Coloring Sheet.

- Have the kids color the picture with their favorite colors.
- As they color, talk to your group about ways we can show love like Jesus. Discuss all the different things Jesus has taught us.



Ask:

- *What is your favorite movie?*
- *Who can you invite to church during this exciting time?*
- Give everyone At The Movies Invites and help them fill them out for the people in their life they can invite.

Remain in Small Group until Parent Pick Up.



At The Movies Invites (in Small Group)

Think and act as Jesus did. Philippians 2:5