



Jesus Wants To Be My Friend Forever

Oyster Bay
Week 1 • April 6/7/8 • Side 1



WELCOME

Welcome each kid by name and **Ask:** *If your kite would have a special name, what would you name it and why?*



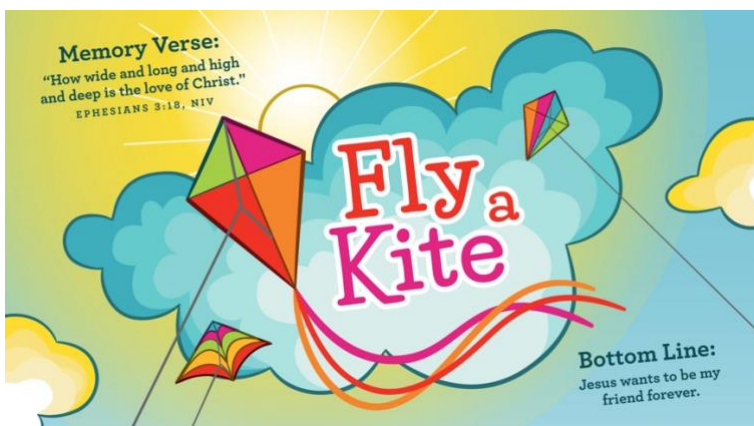
BIBLE

Say: Whenever you hear Jesus' name, raise your hand, because this story is about Jesus raising from the dead!

Read: Jesus Is Risen: Page 453

Review:

- *Jesus came back to life to show us that he loves us so much!*



TIPS + TRICKS



Kids can get the most out of kZones when we plan for them! Before kids arrive, think about what you know. Do they love to color or do they prefer to race cars? Take out the toys and activities that will engage them best and be ready to play with them. This helps kids to feel seen and known as soon as they enter their environment.



Jesus Wants To Be My Friend Forever

Oyster Bay
Week 1 • April 6/7/8 • Side 2



PRAY

Jesus wants to be our friend forever, let's talk to him now!

Dear Jesus, you are alive forever just so that you can be our friend! Thank you, we love you. Amen.



ACTIVITY

- Take out your Fishing Pole and Fish and Food Card Set.
- Place the Cards picture side down in the center of your Group.
- Let kids go fishing, selecting a Card.
- If they 'catch' a Fish Card, ask them to give the person sitting next to them a high five because they are good friends.
- If they 'catch' a Food Card, ask everyone to give themselves a big hug because Jesus wants to be their friend forever.

Continue the activity until Large Group.



SNACK TIME

- Practice this month's Memory Verse
- Review or reread the Bible Story

TAKE HOME

- Parent Cue (1 per family, consumable, at the door)



Jesus Wants To Be My Friend Forever

Oyster Bay

Week 2 • April 13/14/15 • Side 1



WELCOME

Welcome each kid by name and **Ask:** *If your kite could dance how would it move? Show me the dance your kite would do!*



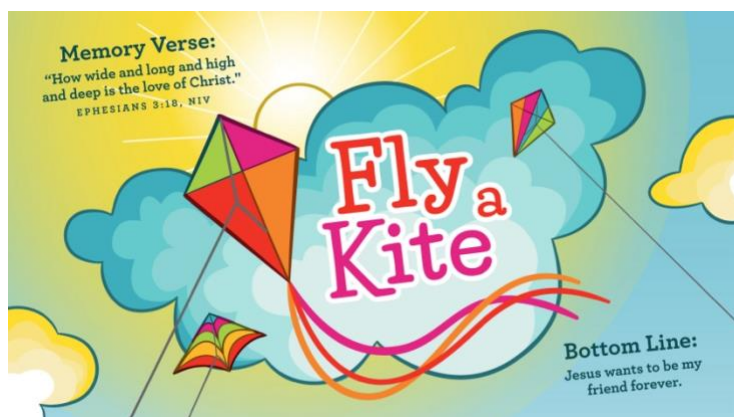
BIBLE

Say: *Let's pretend we are holding a fishing rod with our hooks in the water like we are fishing while we read this story.*

Read: A Net Full Of Fish: Page 462

Review:

- *Jesus loved surprising people with good gifts.*
- *Was the fish they caught a good surprise gift?*
- *How do you think Jesus made all those fish appear?*



TIPS + TRICKS



Kids have a great time in kZones when we play with them! As you prepare to serve, get ready to build with Legos, play dodgeball, or cook some pretend food in the kitchen alongside kids. It can feel silly to play on the floor alongside them but when you do this, you are building relationships in a trusting and fun environment!



Jesus Wants To Be My Friend Forever

Oyster Bay
Week 2 • April 13/14/15 • Side 2



PRAY

Jesus wants to be our friend forever, let's talk to him now.

Dear Jesus, you are alive forever just so that you can be our friend! Thank you, we love you. Amen.



ACTIVITY

- Take out your Parachute and lay it on the ground in the center of your Group. Have your Group circle up and grab a side of the Parachute.
- Place the Toy Fish in the center of the Parachute.
- **Say:** *Remember, in our story, Jesus' friends were catching fish. Let's shake our fish!*
- Have everyone play with the parachute shaking the fish. When a fish falls off, have everyone stop and say, "Jesus wants to be my friend forever!"
- Then, place the fish back in the Parachute and continue playing.

Continue the activity until Large Group.



SNACK TIME

- Practice this month's Memory Verse
- Review or reread the Bible Story

TAKE HOME

- Parent Cue (1 per family who didn't receive one last week, at the door)



Jesus Wants To Be My Friend Forever

Oyster Bay

Week 3 • April 20/21/22 • Side 1



WELCOME

Welcome each kid by name and **Ask:** *What sound do you think a kite makes while it is flying in the sky? Can you make that sound?*



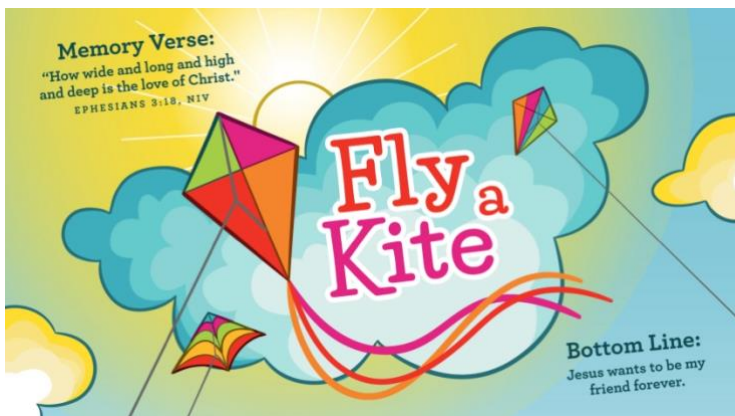
BIBLE

Say: *Whenever you hear Jesus' name, give yourself a big hug because Jesus wants to be your friend forever.*

Read: A Poor Widow's Gift: Page 433

Review:

- Turn to page 433 and show your Group the picture. *The Temple in the story is a lot like LCBC. It is a place where people go to learn about God and share the things they have.*
- Turn to page 434 and ask your Group how many coins they think that man is putting in the box.
- Turn to page 435 and ask your Group how many coins they think the woman is putting in the box.
- *Jesus said her gift was GREATER because it was all that she had; the rich man has lots more money at home.*



TIPS + TRICKS



At kidVenture Island, we want to empower parents as their child's faith hero. We can do this during kZones! As kids are playing, watch to see kids who are sharing, lifting up others with their words, or welcoming a new friend. Share with parents when you see these wins and continue to empower them as we accomplish our mission.



Jesus Wants To Be My Friend Forever

Oyster Bay
Week 3 • April 20/21/22 • Side 2



PRAY

Jesus wants to be our friend forever, let's talk to him now.

Dear Jesus, you are alive forever just so that you can be our friend! Thank you, we love you. Amen.



ACTIVITY

- Give everyone a Kite Coloring Sheet and a crayon/marker. Instruct them to decorate the kite with their favorite color. Give them a few stickers to add to their picture.
- As they color, ask them questions to review today's Bible Story.

Continue the activity until Large Group.



SNACK TIME

- Practice this month's Memory Verse
- Review or reread the Bible Story

TAKE HOME

- Kite Coloring Sheet with Stickers (1 per kid, consumable)



Jesus Wants To Be My Friend Forever

Oyster Bay

Week 4 • April 27/28/29 • Side 1



WELCOME

Welcome each kid by name and **Ask:** *How high do you think a kite can fly? Wave your arms like a flying kite!*



BIBLE

Say: *Whenever you hear Jesus' name, give yourself a big hug because Jesus wants to be your friend forever.*

Read: Jesus Goes To Heaven: Page 466

Review:

- A 'disciple' is a follower of Jesus.



TIPS + TRICKS



KZones are a lot of fun, but sometimes kids can feel left out or nervous in an open play environment. If you see a kid standing alone or not playing, get on their level and start a conversation. Ask them about their favorite movie or tell them about your pet. Once you've broken the ice, invite them into a game or activity and introduce them to other kids in their environment. This helps kids feel welcomed and valued at kidVenture Island.



Jesus Wants To Be My Friend Forever

Oyster Bay
Week 4 • April 27/28/29 • Side 2



PRAY

Jesus wants to be our friend forever, let's talk to him now.

Dear Jesus, you are alive forever just so that you can be our friend! Thank you, we love you. Amen.



ACTIVITY

- Put your Group in pairs. Take out the Little People and hand one to every pair.
- Give each pair a character from today's story they should listen for. Characters will include: Jesus, Angels, and his friends.
- Start reading this week's Bible story, and when you get to the part with each character, have kids work together to raise their Little Person above their heads.
 - Ex: *Ok, Jesus's friends are staring at the sky watching Jesus leave. Raise your Little Person like you are looking up at the sky!*
 - *Now, here comes a part with angels. If you are an angel, raise your Little Person up in the air!*

Continue the activity until Large Group.



SNACK TIME

- Practice this month's Memory Verse
- Review or reread the Bible Story

TAKE HOME