

Who Does Jesus Care About?

Jesus Cares About Everyone

Oyster Bay Small Group Guide

Week 1 • May 2/3/4

Side 1 • Small Group # 1 • 15 minutes



Welcome each kid by name.

Ask:

- *Raise your hand if you would like to drive a fire truck.*
- *Raise your hand if you would like to drive a police car.*



Give each kid a Bible.

Say:

- *Raise your hand if you can think of a person that has made you mad. Let's make angry faces. Well, guess what? Jesus loves everyone! Let's put our hands over our hearts. We are going to read a story to show that's true!*

Read:

- A Short Man: Page 413

Review:

- *Was Zaccheaus short or tall?*
- *What did he climb?*
- *Can you pretend to climb a tree?*




Pray: *Dear Jesus, we know we have all done wrong things just like Zaccheaus in our story today. Thank you for forgiving us and loving us no matter what. You are the best. Amen.*



Give every kid a Zacchaeus Coloring Page.

- Review the story with them as they color.

Continue the activity until Large Group.



Who Does Jesus Care About?

Jesus Cares About Everyone

Oyster Bay Small Group Guide

Week 1 • May 2/3/4

Side 2 • Snack Time • 10 minutes



SNACK TIME

Provide snack to kids while they are seated around a table.

- Review the Bottom Line
- Say the Memory Verse for your Group

Two-year-olds struggle to stay in Small Group during this time, however there is value in having them sit in a community. Leverage the tool of a snack and creative conversation to help kids remain seated around the table until Parent Pick Up.



TAKE HOME

Zacchaeus Coloring Page (1 per kid, in Small Group)




PRO TIP

Kids feel safe when someone friendly is by their side, showing them the ropes. And they have the most fun when they feel like they belong—when they're part of a community that's full of energy, kindness, and joy.

Let's create a place where every kid can't wait to come back—because they felt loved, had a blast, and met people who truly cared.

**How wide and long and high and deep
is the love of Christ. Ephesians 3:18**



Who Does Jesus Care About?

Jesus Cares About Everyone

Oyster Bay Small Group Guide

Week 2 • May 9/10/11

Side 1 • Small Group # 1 • 15 minutes



Welcome each kid by name.

Ask:

- Raise your hand if you would like to help animals like a vet.
- Raise your hand if you would like to help sick people like a doctor.



Give each kid a Bible.

Say:

- Raise your hand if you can think of a person that has made you mad. Let's make angry faces. Well, guess what? Jesus loves everyone! Let's put our hands over our hearts. We are going to read a story to show that's true!

Read:

- A Short Man: Page 413

Review:

- Who was walking by? (Jesus!)
- Did Jesus see Zacchaeus in the tree?
- Can you pretend to wave to Jesus?



Pray: Dear Jesus, we know we have all done wrong things just like Zacchaeus in our story today. Thank you for forgiving us and loving us no matter what. You are the best. Amen.




Give every kid a Jenga Block.

Say: Zacchaeus climbed a big tall tree to see Jesus! Let's work together to stack our blocks to try to make a big tall tree!

- Allow kids to take turns stacking Jenga Blocks.
- If they accidentally fall, be encouraging and prompt kids to keep building.

Continue the activity until Large Group.



Who Does Jesus Care About?

Jesus Cares About Everyone

Oyster Bay Small Group Guide

Week 2 • May 9/10/11

Side 2 • Snack Time • 10 minutes



SNACK TIME

Provide snack to kids while they are seated around a table.

- Review the Bottom Line
- Say the Memory Verse for your Group

Two-year-olds struggle to stay in Small Group during this time, however there is value in having them sit in a community. Leverage the tool of a snack and creative conversation to help kids remain seated around the table until Parent Pick Up.



TAKE HOME


As kids get picked up, **ask:** *Who does Jesus care about?*



PRO TIP

Let's go the extra mile to make sure every new kid feels seen, safe, and celebrated from the moment they walk in. Make sure they get their first-time kid resources, and help them feel comfortable by staying close, introducing them to others, and letting them know what to expect next.

**How wide and long and high and deep
is the love of Christ. Ephesians 3:18**



Who Does Jesus Care About?

Jesus Cares About Everyone

Oyster Bay Small Group Guide

Week 3 • May 16/17/18

Side 1 • Small Group # 1 • 15 minutes



Welcome each kid by name.

Ask:

- Raise your hand if you would like to deliver mail like a mail carrier.
- Raise your hand if you would like to drive a big bus like a bus driver.



Give each kid a Bible.

Say:

- Raise your hand if you can think of a person that has made you mad. Let's make angry faces. Well, guess what? Jesus loves everyone! Let's put our hands over our hearts. We are going to read a story to show that's true!

Read:

- A Short Man: Page 413

Review:

- Did Jesus go to Zacchaeus' house?
- Does Jesus love Zacchaeus?
- Can you pretend to eat dinner with Jesus and Zacchaeus?




Pray: Dear Jesus, we know we have all done wrong things just like Zaccheaus in our story today. Thank you for forgiving us and loving us no matter what. You are the best. Amen.



Say: Jesus cares about everyone! That means he loves each of us. I am going to start describing someone in our Group, and you will shout out and guess who I am describing.

- Start describing someone in your Group. You can list things they enjoy playing with, what color hair/clothes they have, or a pet they own.
- After kids guess who you are describing, clap and cheer, and **say:** Jesus cares about (name of child)! Encourage kids to repeat if they are able.

Continue the activity until Large Group.



Who Does Jesus Care About?

Jesus Cares About Everyone

Oyster Bay Small Group Guide
Week 3 • May 16/17/18
Side 2 • Snack Time • 10 minutes



SNACK TIME

Provide snack to kids while they are seated around a table.

- Review the Bottom Line
- Say the Memory Verse for your Group

Two-year-olds struggle to stay in Small Group during this time, however there is value in having them sit in a community. Leverage the tool of a snack and creative conversation to help kids remain seated around the table until Parent Pick Up.



TAKE HOME


As kids get picked up, **ask:** *Who does Jesus care about?*



PRO TIP

Memorizing scripture can be difficult for young kids. Help them to remember the memory verse in today's activity by putting actions to each word. The physical movement paired with the words help kids remember the words beyond the gathering!

**How wide and long and high and deep
is the love of Christ. Ephesians 3:18**



Who Does Jesus Care About?

Jesus Cares About Everyone

Oyster Bay Small Group Guide

Week 4 • May 23/24/25

Side 1 • Small Group # 1 • 15 minutes



Welcome each kid by name.

Ask:

- Raise your hand if you like to sing.
- Raise your hand if you like to dance.



Give each kid a Bible.

Say:

- Raise your hand if you can think of a person that has made you mad. Let's make angry faces. Well, guess what? Jesus loves everyone! Let's put our hands over our hearts. We are going to read a story to show that's true!

Read:

- A Short Man: Page 413

Review:

- Can you look up high like you're looking for Jesus?
- Can you say, "Jesus loves Zacchaeus!"
- Can you say, "Jesus cares about everyone!"




Pray: Dear Jesus, we know we have all done wrong things just like Zacchaeus in our story today. Thank you for forgiving us and loving us no matter what. You are the best. Amen.



Take out the Zacchaeus Card Set.

- Spread them out in the center of your Group, tree side facing up.
- Let kids take turns one at a time, flipping over a tree, to see if Zacchaeus is under the tree. When they find Zacchaeus, celebrate!
- Continue reviewing the Bible story as kids flip cards.
- Make sure each kid gets a chance to find Zacchaeus, and be celebrated.

Continue the activity until Large Group.



Who Does Jesus Care About?

Jesus Cares About Everyone

Oyster Bay Small Group Guide

Week 4 • May 23/24/25

Side 2 • Snack Time • 10 minutes



SNACK TIME

Provide snack to kids while they are seated around a table.

- Review the Bottom Line
- Say the Memory Verse for your Group

Two-year-olds struggle to stay in Small Group during this time, however there is value in having them sit in a community. Leverage the tool of a snack and creative conversation to help kids remain seated around the table until Parent Pick Up.



TAKE HOME


As kids get picked up, **ask:** *Who does Jesus care about?*



PRO TIP

Help kids apply what they see in today's Bible stories to their own lives! As they finish the Card Set activity, discuss how they would feel if they met Jesus. Talk about thanking Jesus in prayer, singing and dancing in worship, and sharing about him to our friends and family!

**How wide and long and high and deep
is the love of Christ. Ephesians 3:18**



Who Does Jesus Care About?

Jesus Cares About Everyone

Oyster Bay Small Group Guide

Week 5 • May 30/31/June 1

Side 1 • Small Group # 1 • 15 minutes



Welcome each kid by name.

Ask:

- *Who helps you when you are sick?*
- *Who helps keep you safe?*

Give each kid a Bible.

Say:

- *Raise your hand if you can think of a person that has made you mad. Let's make angry faces. Well, guess what? Jesus loves everyone! Let's put our hands over our hearts. We are going to read a story to show that's true!*

Read:

- A Short Man: Page 413

Review:

- *Did Jesus see Zacchaeus in the tree?*
- *Did Jesus go to Zacchaeus' house?*



Pray: *Dear Jesus, we know we have all done wrong things just like Zaccheaus in our story today. Thank you for forgiving us and loving us no matter what. You are the best. Amen.*

Say: *Jesus went to Zaccheaus' house for dinner because he cared about him! Let's catch some food for a dinner to share with Jesus.*



- Take out your Fish and Food Card Set. Mix them up and place them face down in the center of your Group.
- Take out your Fishing Pole and let the first kid use it to "catch" a card.
- If they catch a Food Card, ask them to share one food that they love.
- If they catch a Fish Card, ask them to share the name of one person that they love.

Continue the activity until Large Group.



Who Does Jesus Care About?

Jesus Cares About Everyone

Oyster Bay Small Group Guide

Week 5 • May 30/31/June 1

Side 2 • Snack Time • 10 minutes



SNACK TIME

Provide snack to kids while they are seated around a table.

- Review the Bottom Line
- Say the Memory Verse for your Group

Two-year-olds struggle to stay in Small Group during this time, however there is value in having them sit in a community. Leverage the tool of a snack and creative conversation to help kids remain seated around the table until Parent Pick Up.



TAKE HOME

As kids get picked up, **ask:** *Who does Jesus care about?*



PRO TIP

This week, make it a priority to connect with one kid's parent. Share with them something positive you see in their child. Whether it is their sweet laugh, willingness to share a toy, adorable dance moves during worship, or a way they prayed with the group, encourage parents with what you share! This helps families to feel seen and known by their church and their kid's Leader!

**How wide and long and high and deep
is the love of Christ. Ephesians 3:18**