

What Does The Bible Teach You?

The Bible Teaches Me The Best Things

Oyster Bay Small Group Guide

Week 1 • January 3/4/5

Side 1 • Small Group # 1 • 15 minutes



Welcome each kid by name.

Ask:

- *Raise your hand if you like to listen to a story at bedtime.*
- *Raise your hand if you like to listen to a story while you are outside.*



Give each kid a Bible.

Say:

- *We are going to read the only story in the Bible that is about Jesus being a kid just like you!*

Read:

- Jesus Is Lost: Page 296

Review:

- *Who went on a trip together? (Mary, Joseph, and Jesus)*
- *Where were they going? (To the temple / God's house)*
- *What happened when Mary and Joseph couldn't find Jesus?*




Pray: *Dear God, thank you for loving us. Please help us talk about you with our friends and family. We want to know you more and more every day. Amen.*



Take out the Red Solo Cups and spread them out in the center of your Group upside down.

- Hide Bendable Jesus under one cup and mix them up so it would be difficult to guess where he is.
- Ask the first person to select one cup to look under and see if they found Jesus.
- Keep playing until someone finds Jesus. When someone finds Jesus, say the Bottom Line
- Make sure each child gets a chance to find Jesus. You may need to let one child keep choosing cups until they find him.

Continue the activity until Large Group.



What Does The Bible Teach You?

The Bible Teaches Me The Best Things

Oyster Bay Small Group Guide

Week 1 • January 3/4/5

Side 2 • Snack Time • 10 minutes



SNACK TIME

Provide snack to kids while they are seated around a table.

- Review the Bottom Line
- Say the Memory Verse for your Group

Two-year-olds struggle to stay in Small Group during this time, however there is value in having them sit in a community. Leverage the tool of a snack and creative conversation to help kids remain seated around the table until Parent Pick Up.



TAKE HOME

Let's partner with parents by sending them home with a resource that has a fast and major impact. It's a great time of year to start some new habits, and this is a simple one!


- January Parent Resource (1 per family, at the door)



PRO TIP

Some toddlers love to listen to the Bible story, while others may not be as engaged. When you notice a toddler isn't focused on the Bible story, don't stop to reengage them. Instead, continue to read the Bible story with excitement and energy! This keeps kids engaged and invites the other toddlers to engage when they are ready.

Your word is truth. John 17:17



What Does The Bible Teach You?

The Bible Teaches Me The Best Things

Oyster Bay Small Group Guide

Week 2 • January 10/11/12

Side 1 • Small Group # 1 • 15 minutes



WELCOME

Welcome each kid by name.

Ask:

- *Raise your hand if you would like to read a story about a talking dog.*
- *Raise your hand if you would like to read a story about a friendly dragon.*



BIBLE

Give each kid a Bible.

Say:

- *We are going to read the only story in the Bible that is about Jesus being a kid just like you!*

Read:

- Jesus Is Lost: Page 296

Review:

- *Where did Mary and Joseph find Jesus? (In the temple!)*
- *What was Jesus doing in the temple? (Talking and learning about God)*
- *How do you think Mary and Joseph felt when they found Jesus? (Happy, relieved)*



PRAY

Pray: *Dear God, please help my friends read their Bibles this week. Thank you for the people they have in their lives who can help! We love you and we love how the Bible teaches us the best things. Amen.*




ACTIVITY

Give everyone a Coloring Sheet and crayons.

Review the story as they color.

- *What was your favorite part of the story?*
- *What would you have done if you were Jesus?*
- *Were there any parts of the story you didn't like?*

Continue the activity until Large Group.



What Does The Bible Teach You?

The Bible Teaches Me The Best Things

Oyster Bay Small Group Guide

Week 2 • January 10/11/12

Side 2 • Snack Time • 10 minutes



SNACK TIME

Provide snack to kids while they are seated around a table.

- Review the Bottom Line
- Say the Memory Verse for your Group

Two-year-olds struggle to stay in Small Group during this time, however there is value in having them sit in a community. Leverage the tool of a snack and creative conversation to help kids remain seated around the table until Parent Pick Up.



TAKE HOME

Let's partner with parents by sending them home with a resource that has a fast and major impact. It's a great time of year to start some new habits, and this is a simple one!

- January Parent Resource (1 per family who didn't previously receive, at the door)

Every kid is going home with a coloring sheet that reinforces today's Bible story.

- Bible Coloring Sheet (1 per kid, in Small Group)



PRO TIP

Some toddlers love to color, while others may not be as interested. It is ok if a kid does not want to fully complete their coloring page. When they let you know they are done coloring, continue to engage them in the Bottom Line by reading the Bible story with them and practicing the memory verse motions together.

**Your word is truth.
John 17:17**



What Does The Bible Teach You?

The Bible Teaches Me The Best Things

Oyster Bay Small Group Guide

Week 3 • January 17/18/19

Side 1 • Small Group # 1 • 15 minutes



WELCOME

Welcome each kid by name.

Ask:

- Raise your hand if you would like to read a book with a friend.
- Raise your hand if you would like to read a book by yourself.



BIBLE

Give each kid a Bible.

Say:

- We are going to read the only story in the Bible that is about Jesus being a kid just like you!

Read:

- Jesus Is Lost: Page 296

Review:

- Who was Jesus talking to? (The teachers)
- What was Jesus learning about? (God, his Father)
- Do you like learning about God too?



PRAY

Pray: Dear God, thank you for wanting to talk to us anytime, anywhere and about anything. Thank you for loving us so much. Amen.




ACTIVITY

Pass out a Wand/Streamer to each kid.

- **Say:** The Bible teaches us the best things. Let's celebrate that today!
- When I tell you to, everyone is going to close their eyes. We (the leaders) are going to move somewhere else.
- When you open your eyes, you are going to find us and run over to us, waving your wands and saying, "The Bible teaches us the best things!". Ready?
- Play several rounds, and have the kids close their eyes after each round while the leaders move to a new place.
- Be sure to celebrate with the kids after they tell you the Bottom Line.

Continue the activity until Large Group.



What Does The Bible Teach You?

The Bible Teaches Me The Best Things

Oyster Bay Small Group Guide
Week 3 • January 17/18/19
Side 2 • Snack Time • 10 minutes



SNACK TIME

Provide snack to kids while they are seated around a table.

- Review the Bottom Line
- Say the Memory Verse for your Group

Two-year-olds struggle to stay in Small Group during this time, however there is value in having them sit in a community. Leverage the tool of a snack and creative conversation to help kids remain seated around the table until Parent Pick Up.



TAKE HOME

Let's partner with parents by sending them home with a resource that has a fast and major impact. It's a great time of year to start some new habits, and this is a simple one!


- January Parent Resource (1 per family who didn't previously receive, at the door)



PRO TIP

Sometimes it can be hard to keep toddlers focused during Small Group time. If you notice kids beginning to get distracted, add some excitement to your story and activity. Use different voices and volumes while telling the Bible story, allow different kids to lead the activity, or practice saying the memory verse while marching, skipping, or crawling.

Your word is truth. John 17:17



What Does The Bible Teach You?

The Bible Teaches Me The Best Things

Oyster Bay Small Group Guide

Week 4 • January 24/25/26

Side 1 • Small Group # 1 • 15 minutes



WELCOME

Welcome each kid by name.

Ask:

- *Raise your hand if you would like to read a book about animals.*
- *Raise your hand if you would like to read a book about trucks.*



BIBLE

Give each kid a Bible.

Say:

- *We are going to read the only story in the Bible that is about Jesus being a kid just like you!*

Read:

- *Jesus Is Lost: Page 296*

Review:

- *What was Jesus doing in the temple? (Talking and learning about God)*
- *How do you think Mary and Joseph felt when they found Jesus? (Happy, relieved)*
- *What was Jesus learning about? (God, his Father)*
- *Do you like learning about God too?*
- *Who helps you learn about God? (Mom, Dad, teacher, friends)*



PRAY

Pray: *Dear God, please show my friends how they can help others and live for you. Show them when and how to help your people. Amen.*




ACTIVITY

Take out your Parachute and lay it on the ground in the center of your Group. Have your Group circle up and grab a side of the Parachute.

- Place the Globe in the center of the Parachute.
- **Say:** *God loves us so much! When one of the globes falls out of our parachute, we will shout, "The Bible teaches me the best things!"*
- Then, place the Globe back in the Parachute and continue playing.

Continue the activity until Large Group.



What Does The Bible Teach You?

The Bible Teaches Me The Best Things

Oyster Bay Small Group Guide

Week 4 • January 24/25/26

Side 2 • Snack Time • 10 minutes



SNACK TIME

Provide snack to kids while they are seated around a table.

- Review the Bottom Line
- Say the Memory Verse for your Group

Two-year-olds struggle to stay in Small Group during this time, however there is value in having them sit in a community. Leverage the tool of a snack and creative conversation to help kids remain seated around the table until Parent Pick Up.



TAKE HOME

Let's partner with parents by sending them home with a resource that has a fast and major impact. It's a great time of year to start some new habits, and this is a simple one!

- January Parent Resource (1 per family who didn't previously receive, at the door)



PRO TIP

Toddlers love to pretend! As you share snack around a table, use a Bible to encourage kids to find things they can act out. Whether they are pretending to rock a baby like Mary, teach like Jesus, or be brave like Jonah, they will know the Bible is a book for them!

**Your word is truth.
John 17:17**