



God Made Peace With Us

Older Elementary

Week 1 • April 6/7/8 • Side 1



WELCOME

Welcome each kid by name and **Ask:** *What was one good thing that happened during your week?*



PRAY

Today we are going to learn that God made peace with us. When God sent his son, Jesus, all those years ago he was preparing to make peace with us. Jesus was put to death on a cross, and rose from the grave 3 days later. He died so that we could choose to spend forever with him. When Jesus died, he was the bridge for us to make peace with God. Let's pray and thank God for sending Jesus so that we could have peace with him.

Dear God. Thank you for sending Jesus all those years ago. Thank you for his sacrifice so that we could have peace with you forever. Thank you for loving us that much. Amen.



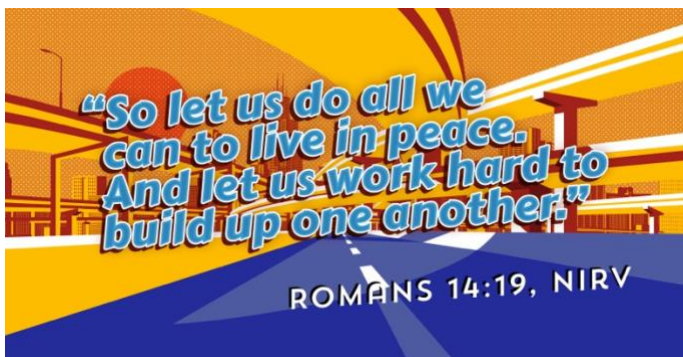
BIBLE

Read:

- Help your Group look up this month's Memory Verse, Romans 14:19. You can read it out loud, ask a volunteer to read, or have your Group take turns.

Review:

- *God sent his son, Jesus, so that we could have peace with him. What does peace mean to you?*
- *Our Verse tells us to work hard to build up one another.*
- *How can we build each other up and encourage one another?*



TIPS + TRICKS



Kids can get the most out of kZones when we plan for them! Before kids arrive, think about what you know. Do they love to color or do they prefer to race cars? Take out the toys and activities that will engage them best and be ready to play with them. This helps kids to feel seen and known as soon as they enter their environment.



God Made Peace With Us

Older Elementary

Week 1 • April 6/7/8 • Side 2



ACTIVITY

- Pass out a Paper Plate to each kid.
- Divide your Group into two teams.
- Have the kids stand shoulder to shoulder.
- Place the Beach Buckets on the end of each line like a relay race.
- **Say:** *Today we learned that God sent his son Jesus to build a bridge with us. This means that we can have peace with God, and now we are going to build our own bridge. You are going to race to get your ping pong ball down into your bucket. You will use the plates to pass the ping pong ball to the end of the line. The first team to get their ball into their bucket wins! Let's see who has the best bridge!*
- Try mixing up the teams or having the kids stand farther apart to make it harder.



CHALLENGE

Your challenge is to choose one person to share our Memory Verse with! Share with them the good news that God wants to make peace with them, too!




DISCUSSION QUESTIONS

- *Who is someone you can share our Memory Verse with?*
- *What are some ways you can thank God this week for making peace with us?*

TAKE HOME

- Parent Cue (1 per family, consumable, at the door)



We Can Make Peace With Others

Older Elementary
Week 2 • April 13/14/15 • Side 1



WELCOME

Welcome each kid by name and **Ask:**

- *What is your favorite activity to do outside?*
- *Last week your challenge was to share the Memory Verse with somebody. How did that go?*



PRAY

Dear God, thank you for giving us peace. Help us to trust in you. Help us to choose to make peace with others even when it's hard. Amen.



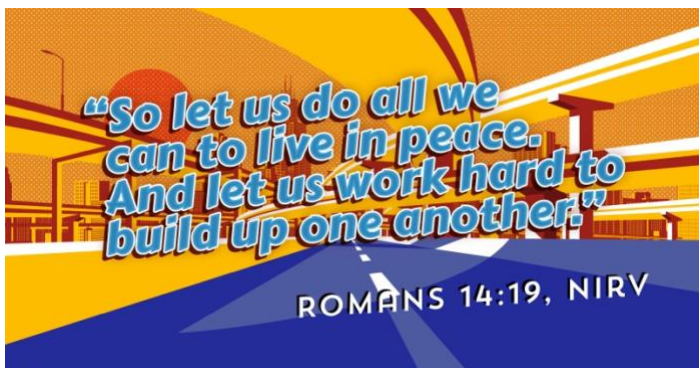
BIBLE

Read:

- Help your Group look up Colossians 3:15. You can read it, ask a volunteer to read it, or have your Group take turns.

Review:


- *Things can happen in our lives that can shake up our peace. Our Verse tells us that Christ gives us peace, and being thankful is one way we can experience peace. What are some ways we can live in peace?*
 - Ex. Taking deep breaths when a sibling says something to frustrate you, writing a list of things you are thankful for, ask for some space when a friend hurts your feelings before taking time to talk about it, spend time with God by praying or reading your Bible, or talk to a trusted adult when you feel like you don't have peace.



TIPS + TRICKS



Kids have a great time in kZones when we play with them! As you prepare to serve, get ready to build with Legos, play dodgeball, or cook some pretend food in the kitchen alongside kids. It can feel silly to play on the floor alongside them but when you do this, you are building relationships in a trusting and fun environment!



We Can Make Peace With Others

Older Elementary

Week 2 • April 13/14/15 • Side 2



ACTIVITY

- *For today's activity, we're going to work together to come up with ways to be peacemakers in the scenarios I read to you. Here is the first one!*
- Split kids in to Groups of two or three. Instruct them to work together to come up with solutions and then after each solution, have each Group share what they discussed.
- For some added fun, challenge your Group to act out how they would respond after they've come up with the solution.
 - *There's a new kid in your class who acts differently, and the other kids stay away from them.*
 - *There are two cookies left in the box, but four people who want to eat a cookie!*
 - *Someone ran and pushed ahead to be first in line on the slide at recess.*
 - *You and your friend have a fight.*
 - *You and your brother can't decide what game to play.*



CHALLENGE

Let's find a way to build someone up this week. Maybe you can write someone a note to tell them why they're such a good friend. Or you could make time to play a fun game with your sibling. You could even write this month's Memory Verse on a piece of paper and leave it in your friend's notebook.




DISCUSSION QUESTIONS

- *When can it be hard to have peace?*
- *Are there things that can keep us from showing peace to others?*

TAKE HOME

- Parent Cue (1 per family who didn't receive one last week, at the door)



You Can Show You Care About Others By Walking Away From A Fight

Older Elementary

Week 3 • April 20/21/22 • Side 1



WELCOME

Welcome each kid by name and **Ask:**

- *What would you build if you had unlimited legos?*
- *Last week our challenge was to build someone up, were you able to do that this week?*



PRAY

We all have people that we have picked a fight with. I want you to think of one person you have fought with. Now hold onto that name in your head while I pray. Dear God. Thank you for teaching us that we can show we care more about others by walking away from a fight. I pray that we can make peace with the people in our life that we are thinking about. Thank you for helping us make peace. Amen.



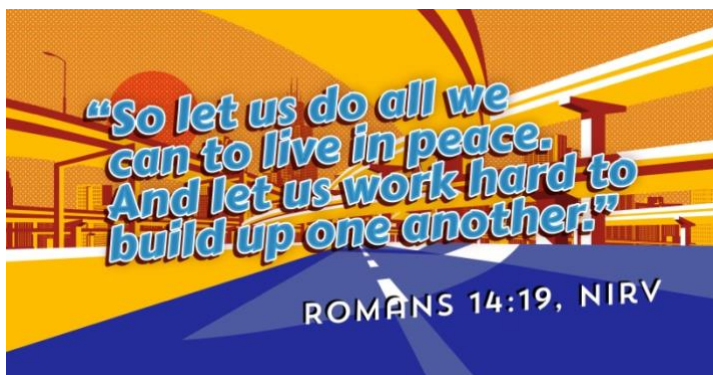
BIBLE

Read:

- *We are going to read about a man named Isaac. Isaac had a family and lived in a dry, hot place with very little water. A man named Abimelech kept telling Isaac to move his well to a new place. Isaac had to move his well many times. Isaac didn't complain, and he didn't fight back.*
- *Let's read Genesis 26:26-31 to find out how the story ends.*

Review:


- *Isaac had to move his well a lot! It must have been very difficult to move his family, his animals and his wells each time.*
- *Do you think it was easy for Isaac to make peace with Abimelech?*
- *Do you think you would have been able to make peace like Isaac did?*



TIPS + TRICKS



At kidVenture Island we want to empower parents as their child's faith hero. We can do this during kZones! As kids are playing, watch to see kids who are sharing, lifting up others with their words, or welcoming a new friend. Share with parents when you see these wins, and continue to empower them as we accomplish our mission.



You Can Show You Care About Others By Walking Away From A Fight

Older Elementary

Week 3 • April 20/21/22 • Side 2



ACTIVITY

- *Today we're going to have a bit of fun in a paper airplane competition. Each of you will get a piece of paper. You'll have a few minutes to decorate your paper and then fold it into an airplane. Once everyone is ready, we'll line up and see which airplane will fly the farthest! We'll do three rounds to find the three best fliers, then they will go on to compete in the ultimate paper airplane showdown. Remember, this week is about knowing when to walk away from a fight, so if you're not the winner, remember to keep your cool and be a good friend by cheering others on.*
- Pass out a piece of Paper to each kid in your Group.
- Give them some time to decorate and fold their Airplane.
- Line your Group up and have them throw their Airplanes.
- Have that winner stand to the side for the next two rounds.
- Do the same for the next two rounds.
- Have the three winners compete.
- Encourage the others to cheer their peers on.



CHALLENGE

Your challenge this week is to walk away and pray. Most of us will probably get upset or frustrated this week. Instead of picking a fight with someone, take a deep breath, tell them you need some space, and then walk away. Once you walk away, take some time to pray and ask God to help you make peace.



DISCUSSION QUESTIONS

- Can you disagree with someone and still be peaceful?
 - Give your Group time to answer then **Say:** *You can! You can think differently from others, and still have peace with them. You can tell someone that you're happy to be their friend and that you are glad you can be friends even when you don't agree. You can decide to talk about something else that you agree on, or play something you both like.*
- Who can you talk to when you don't know how to make peace with someone? (Ex. A trusted adult)

TAKE HOME

- Completed Paper Airplane (1 per kid, consumable, given in Small Group)



You Can Show You Care About Others By Being Part Of The Solution

Older Elementary
Week 4 • April 27/28/29 • Side 1



WELCOME

Welcome each kid by name and **Ask:**

- *If you could put unlimited toppings on your ice cream, what would you put on there?*
- *Your challenge last week was to walk away and pray instead of picking a fight when you are frustrated. How did that go?*



PRAY

Dear God. Thank you for the peace that only you can give us. Help us to do what we can to live in peace with others. Thank you for the special gifts and talents you have given each of us. Help us to use those gifts and talents to make peace with others. Amen.



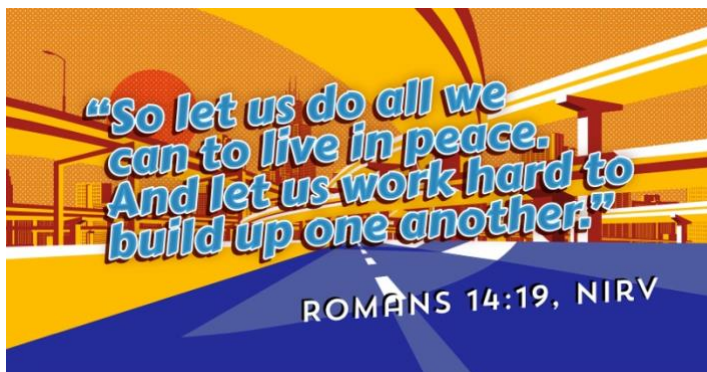
BIBLE

Read:

- *We are going to hear about a woman named Abigail today. Abigail was a peacemaker. At the beginning of our story, David asks a man named Nabal for some food for him and his hungry friends. Nabal refuses to help David, and that makes David angry. David and his friends plan to attack Nabal, but Abigail steps in. She brings food to David and his men, and works to make peace. Let's read the last few Verses of our story to find out what happens.*
- Help your Group read 1 Samuel 35: 32-35. You can read it, have a volunteer read it, or have your Group take turns.

Review:


- *It would have been scary for Abigail to approach David in order to do the right thing. Have you ever had to do something scary when it was the right thing to do?*



TIPS + TRICKS



KZones are a lot of fun, but sometimes kids can feel left out or nervous in an open play environment. If you see a kid standing alone or not playing, get on their level and get a conversation started. Ask them about their favorite movie or tell them about your pet. Once you've broken the ice, invite them into a game or activity and introduce them to other kids in their environment. This helps kids feel welcomed and valued at kidVenture Island.



You Can Show You Care About Others By Being Part Of The Solution

Older Elementary

Week 4 • April 27/28/29 • Side 2



ACTIVITY

- *For today's activity, we're going to be peace-making problem solvers. I want everyone to draw a brand new invention that could give people peace. It can be a big problem or a little one that your invention solves. Whatever it is, be creative and have fun!*
- Pass out the God Time Devotional and have everyone flip it over to the blank side to draw their invention. Hand out markers to everyone in your Group.
- If kids are stumped on what problem to solve, you can give them some examples.
 - *You run out of milk for cereal before everyone in your family has had a chance to eat breakfast.*
 - *You are getting frustrated trying to do your hair because you can't see the back of your head.*
 - *You missed your ride to school and you need to get there quickly.*



CHALLENGE

Your challenge this week is to complete the other side of your paper. There are FOUR challenges to complete, but I believe in each of you and I know you have what it takes to accomplish them all!



DISCUSSION QUESTIONS

- *Being a peace maker can be hard. Have you ever had a hard time keeping peace, or finding a solution?*
- *What can we do when someone doesn't want to make peace with us?*
 - Ex. Do what you need to do to offer peace in the situation, ask God to give you peace in your heart, and talk to a trusted adult for help.

TAKE HOME

- God Time Devotional (1 per kid, consumable)