



Who Shows You How To Love Others?

Jesus Shows Me How To Love Others!

Oyster Bay Small Group Guide

Week 1 • May 31/June 1/2

Side 1 • Small Group # 1

15 minutes



Welcome each kid by name.

Ask:

- *Raise your hand if you like to eat popsicles on a hot day!*
- *Raise your hand if you like to eat ice cream on a hot day!*



Give each kid a Bible.

Say:

- *The Bible is a big book all about how God loves us. Let's give our Bibles a big hug before we start to read!*
- *Let's use our kind and gentle hands to follow along with this story in the Bible.*

Read:

- Jesus Feeds Thousands: Page 357

Review:

- Turn to Page 361 and show your Group the picture. **Say:** *Jesus did something amazing with this boy's lunch. What did he do?*
- Turn to Page 363 and show your Group the picture. **Say:** *He turned that one lunch into LOTS of lunches. Wow! Jesus is amazing!*



Pray: *Dear God, thank you for sending Jesus to show us how to love others. Please help (say each kid's name) think and act like Jesus did! We love you. Amen.*



Lay the Helping Cards on the floor, picture side up. Place one Solo Cup on top of each of the cards.

- Take out the Inflatable Ball and allow kids to take turns rolling or kicking the ball, trying to knock over a cup.
- When a cup is knocked over, show the picture to your Group. **Ask:** *What is the person in this picture doing? Are they showing love like Jesus?*
- Prompt your whole Group to cheer for the person loving like Jesus.
- Place the card back under the cup and keep playing.

Continue the activity until Large Group.



Who Shows You How To Love Others?

Jesus Shows Me How To Love Others!

Oyster Bay Small Group Guide
Week 1 • May 31/June 1/2
Side 2 • Snack Time
10 minutes



SNACK TIME

Provide snack to kids while they are seated around a table.

- Review the Bottom Line
- Say the Memory Verse for your Group

Two-year-olds struggle to stay in Small Group during this time, however there is value in having them sit in a community. Leverage the tool of a snack and creative conversation to help kids remain seated around the table until Parent Pick Up.



TAKE HOME


Summer Kick Off Item (at the door)



PRO TIP

Continue to keep 2-year-olds engaged by repeating today's activity with different variations. After kids have the chance to kick the ball, invite them to throw, roll, and bounce the ball. As kids participate, invite them to cheer on their friends and celebrate when they knock over a cup. You can also model how to encourage friends as they try.

**Trust in the Lord with all your heart.
Proverbs 3:8**



Who Shows You How To Love Others?

Jesus Shows Me How To Love Others!

Oyster Bay Small Group Guide

Week 2 • June 7/8/9

Side 1 • Small Group # 1

15 minutes



Welcome each kid by name.

Ask:

- *Raise your hand if you would like to have a pet turtle.*
- *Raise your hand if you would like to have a pet dolphin.*



Give each kid a Bible.

Say:

- *The Bible is a big book all about how God loves us. Let's give our Bibles a big hug before we start to read!*
- *Let's use our kind and gentle hands to follow along with this story in the Bible.*

Read:

- Jesus Feeds Thousands: Page 357

Review:

- Turn to Page 361 and show your Group the picture. **Say:** *Jesus did something amazing with this boy's lunch. What did he do?*
- Turn to Page 363 and show your Group the picture. **Say:** *He turned that one lunch into LOTS of lunches. Wow! Jesus is amazing!*




Pray: *Dear God, thank you for sending Jesus to show us how to love others. Please help (say each kid's name) think and act like Jesus did! We love you. Amen.*



Spread the Pom Poms all over the floor. You will hold the Bucket.

- **Say:** *Oh no! There is a big mess all over the floor! I need everyone's help to clean up this mess! Can you help?*
- Thank and celebrate everyone for helping to clean up. After everyone is done cleaning, **Say:** *Thank you so much for loving and helping just like Jesus!*
- Dump out the Pom Poms and play again.

Continue the activity until Large Group.



Who Shows You How To Love Others?

Jesus Shows Me How To Love Others!

Oyster Bay Small Group Guide
Week 2 • June 7/8/9
Side 2 • Snack Time
10 minutes



SNACK TIME

Provide snack to kids while they are seated around a table.

- Review the Bottom Line
- Say the Memory Verse for your Group

Two-year-olds struggle to stay in Small Group during this time, however there is value in having them sit in a community. Leverage the tool of a snack and creative conversation to help kids remain seated around the table until Parent Pick Up.



TAKE HOME


At The Movies Invites (at the door)



PRO TIP

Keep the conversation going as kids eat their snack. At the table, have kids share things they can clean up in their homes. Draw a picture of the items they can clean up on the Butcher Block paper. As kids share their ideas, remind them that cleaning up and helping is living like Jesus!

**Trust in the Lord with all your heart.
Proverbs 3:8**



Who Shows You How To Love Others?

Jesus Shows Me How To Love Others!

Oyster Bay Small Group Guide

Week 3 • June 14/15/16

Side 1 • Small Group # 1

15 minutes



Welcome each kid by name.

Ask:

- *Raise your hand if you like to see rainbows in the sky.*
- *Raise your hand if you like to watch fireworks in the sky.*



Give each kid a Bible.

Say:

- *The Bible is a big book all about how God loves us. Let's give our Bibles a big hug before we start to read!*
- *Let's use our kind and gentle hands to follow along with this story in the Bible.*

Read:

- Jesus Feeds Thousands: Page 357

Review:

- Turn to Page 357. Show your Group the picture. Point out how Jesus and his friends were sleepy.
- **Ask:** *Have you ever been sleepy?*
- Turn to Page 358. **Say:** *Even though Jesus was sleepy, he still wanted to help people! Jesus is awesome!*




Pray: *Dear God, thank you for sending Jesus to show us how to love others. Please help (say each kid's name) think and act like Jesus did! We love you. Amen.*



Take out the Fish and Food Card Set. Mix them up and place them face down in the center of your Group.

- Take out the Fishing Pole and let the first kid use it to "catch" a card.
- If they catch a Food Card, **Say:** *What is one food that you love?*
- If they catch a Fish Card, **Say:** *Let's say the Bottom Line together. Who shows you how to love others? Jesus shows me how to love others!*

Continue the activity until Large Group.



Who Shows You How To Love Others?

Jesus Shows Me How To Love Others!

Oyster Bay Small Group Guide

Week 3 • June 14/15/16

Side 2 • Snack Time

10 minutes



SNACK TIME

Provide snack to kids while they are seated around a table.

- Review the Bottom Line
- Say the Memory Verse for your Group

Two-year-olds struggle to stay in Small Group during this time, however there is value in having them sit in a community. Leverage the tool of a snack and creative conversation to help kids remain seated around the table until Parent Pick Up.



TAKE HOME


At The Movies Invites (at the door)



PRO TIP

Even the youngest kids at kidVenture Island can invite others. As kids are eating their snack, talk with them about what they love to do in their environment. Help them to name the toys they play with, friends they see, and songs they dance to. Then, ask them if someone in their life would enjoy that, too. When they name a friend or family member, celebrate it and tell them they can invite them to come to church, too!

**Trust in the Lord with all your heart.
Proverbs 3:8**



Who Shows You How To Love Others?

Jesus Shows Me How To Love Others!

Oyster Bay Small Group Guide

Week 4 • June 21/22/23

Side 1 • Small Group # 1

15 minutes



Welcome each kid by name.

Ask:

- *Raise your hand if you would like to catch a butterfly.*
- *Raise your hand if you would like to catch a ladybug.*



Give each kid a Bible.

Say:

- *The Bible is a big book all about how God loves us. Let's give our Bibles a big hug before we start to read!*
- *Let's use our kind and gentle hands to follow along with this story in the Bible.*

Read:

- Jesus Feeds Thousands: Page 357

Review:

- Turn to Page 357. Show your Group the picture. Point out how Jesus and his friends were sleepy.
- **Ask:** *Have you ever been sleepy?*
- Turn to Page 358. **Say:** *Even though Jesus was sleepy, he still wanted to help people! Jesus is awesome!*



Pray: *Dear God, thank you for sending Jesus to show us how to love others. Please help (say each kid's name) think and act like Jesus did! We love you. Amen.*



Instruct your Group to line up shoulder to shoulder. You will stand a few feet away.

- Ask them to make a motion while moving to you. (They could hop, skip, crawl, roll, dance, walk like a penguin, etc.)
- When everyone makes it to you, have them shout the Bottom Line.
- Give everyone a Sticker! Congratulate everyone!
- Put everyone back to the start and play again.

Continue the activity until Large Group.



Who Shows You How To Love Others?

Jesus Shows Me How To Love Others!

Oyster Bay Small Group Guide

Week 4 • June 21/22/23

Side 2 • Snack Time

10 minutes



SNACK TIME

Provide snack to kids while they are seated around a table.

- Review the Bottom Line
- Say the Memory Verse for your Group
- Give everyone a few At The Movies Invites and discuss who they could invite.

Two-year-olds struggle to stay in Small Group during this time, however there is value in having them sit in a community. Leverage the tool of a snack and creative conversation to help kids remain seated around the table until Parent Pick Up.



TAKE HOME

At The Movies Invites (in Small Group)



PRO TIP

Did you realize that sitting together at a table is an opportunity for kids to begin to learn what it means to sit in community with others? After kids finish their snack, keep them engaged at the table by bringing out Butcher Block paper and crayons, singing their favorite worship songs, or looking for new things in the Bible together. This continues the practice of gathering in community and shows parents that their kid is growing in their faith alongside others.

**Trust in the Lord with all your heart.
Proverbs 3:8**



Who Shows You How To Love Others?

Jesus Shows Me How To Love Others!

Oyster Bay Small Group Guide

Week 5 • June 28/29/30

Side 1 • Small Group # 1

15 minutes



Welcome each kid by name.

Ask:

- Raise your hand if you like to ride a bike.
- Raise your hand if you like to ride a scooter.



Give each kid a Bible.

Say:

- The Bible is a big book all about how God loves us. Let's give our Bibles a big hug before we start to read!
- Let's use our kind and gentle hands to follow along with this story in the Bible.

Read:

- Jesus Feeds Thousands: Page 357

Review:

- Turn to Page 363 and show your Group the picture. Point out the little boy scratching his head. **Say:** He is so shocked! Jesus turned that one lunch into LOTS of lunches. Wow! Jesus is amazing!



Pray: Dear God, thank you for sending Jesus to show us how to love others. Please help (say each kid's name) think and act like Jesus did! We love you. Amen.



Give everyone the Fish And Bread Coloring Sheet.

- Have the kids color the picture with their favorite colors.
- As they color, talk to your group about ways we can show love like Jesus.
- Discuss people they could invite to At The Movies and give each kid a few At The Movies Invites.

Continue the activity until Large Group.



Who Shows You How To Love Others?

Jesus Shows Me How To Love Others!

Oyster Bay Small Group Guide
Week 5 • June 28/29/30
Side 2 • Snack Time
10 minutes



SNACK TIME

Provide snack to kids while they are seated around a table.

- Review the Bottom Line
- Say the Memory Verse for your Group

Two-year-olds struggle to stay in Small Group during this time, however there is value in having them sit in a community. Leverage the tool of a snack and creative conversation to help kids remain seated around the table until Parent Pick Up.



TAKE HOME

At The Movies Invites (in Small Group)



PRO TIP

2-year-olds have the amazing ability to share love with others. As they sit in their group, ask them to act out ways to show love. Invite them to pretend to give their Mom a hug, practice petting an imaginary cat, act out picking up toys off the floor, and pretend to wash dishes with their Dad. Let them know that doing all these things is loving like Jesus!

**Trust in the Lord with all your heart.
Proverbs 3:8**