

What Does The Bible Teach You?

The Bible Teaches Me The Best Things

Treasure Cove Small Group Guide

Week 1 • January 3/4/5

Side 1 • Small Group # 1 • 10 minutes



PRO TIP

Young kids may have a difficult time staying on topic during the welcome or discussion questions. If a kid gets off topic, keep listening and acknowledge that they are sharing. This lets kids know that their thoughts and ideas are an important part of a faith community.



WELCOME

Welcome each kid by name.

Ask:

- *Would you rather read a book in bed or at the park?*
- *Would you rather read about a superhero or a princess?*



BIBLE

Give each kid a Bible.

Say:

- *We are going to read the only story in the Bible that is about Jesus being a kid just like you!*

Read:


- Jesus Is Lost: Page 296

Review:

- *What was Jesus doing in the temple? (Talking and learning about God)*
- *How do you think Mary and Joseph felt when they found Jesus? (Happy, relieved)*
- *What was Jesus learning about? (God, his Father)*
- *Do you like learning about God too?*
- *Who helps you learn about God? (Mom, Dad, teacher, friends)*

Continue to review and discuss until Large Group.

Your word is truth.
John 17:17



What Does The Bible Teach You?

The Bible Teaches Me The Best Things

Treasure Cove Small Group Guide

Week 1 • January 3/4/5

Side 2 • Small Group #2 • 10 minutes



PRAY

Say: *God put me in your life to help you learn about him! He also gave you other special people who love God too—like your family, friends, or neighbors. When we talk about God together, we can learn more about him and his love for us. That's what we're going to do today—talk and learn about God together!*

Pray: *Let's pray. Dear God, thank you for loving us. Please help us talk about you with our friends and family. We want to know you more and more every day. Amen.*



ACTIVITY

Give every kid a pair of Googly Eyes. Instruct them to put them on one of their hands to make their own hand puppet.

- *Review the Bottom Line a few times, using the hand puppets to say it.*
- *Ask your Group "What does the Bible teach you?" and allow them to respond with their puppet. Each time you ask the question, encourage them to answer in silly voices.*



DISCUSSION
QUESTIONS

Ask:

- *What things have you already learned from a book?*
- *Is there something you want to learn about from a book?*

Remain in Small Group until Parent Pick Up.




TAKE HOME

Let's partner with parents by sending them home with a resource that has a fast and major impact. It's a great time of year to start some new habits, and this is a simple one!

- January Parent Resource (1 per family, at the door)

Your word is truth.
John 17:17



What Does The Bible Teach You?

The Bible Teaches Me The Best Things

Treasure Cove Small Group Guide

Week 2 • January 10/11/12

Side 1 • Small Group # 1 • 10 minutes



PRO TIP

Learning the Memory Verse with preschoolers can be tricky. Try breaking the verse into a few words, saying the verse to the tune of a familiar song, or saying the verse to a beat. These not only help kids to say the verse but also help them to remember it!



WELCOME

Welcome each kid by name.

Ask:

- *Would you rather read a story about a talking dog or a friendly dragon?*
- *Would you rather look at the pictures in a story or listen to someone else read?*



BIBLE

Give each kid a Bible.

Say:

- *Our Memory Verse this month is words taken right out of the Bible.*
- *They are words that are important to remember and never forget!*

Read:

- Practice the Memory Verse together as a Group a couple of times.

Review:

- Prompt your Group to practice the Memory Verse while doing different actions. Start with these!
 - Wiggle your fingers
 - Pat your tummy
 - Pretend to yawn
 - As fast or slow as you can
 - Like you're underwater and swimming

Continue to review and discuss until Large Group.

**Your word is truth.
John 17:17**



What Does The Bible Teach You?

The Bible Teaches Me The Best Things

Treasure Cove Small Group Guide

Week 2 • January 10/11/12

Side 2 • Small Group #2 • 10 minutes



Ask: *Who is one person who can help you read the Bible?*

Pray: *Dear God, please help my friends read their Bibles this week. Thank you for the people they have in their lives who can help! We love you and we love how the Bible teaches us the best things. Amen.*



Give everyone a Coloring Sheet and crayons.

Review the story as they color.

- *What was your favorite part of the story?*
- *What would you have done if you were Phillip?*
- *Were there any parts of the story you didn't like?*



Ask: *Do you have a favorite Bible story?*

- Review the Bottom Line.
- Review the Memory Verse.

Remain in Small Group until Parent Pick Up.



Let's partner with parents by sending them home with a resource that has a fast and major impact. It's a great time of year to start some new habits, and this is a simple one!

- January Parent Resource (1 per family who didn't previously receive, at the door)

Every kid is going home with a coloring sheet that retells today's Bible story!

- Bible Story Coloring Sheet (1 per kid, in Small Group)

Your word is truth. John 17:17



What Does The Bible Teach You?

The Bible Teaches Me The Best Things

Treasure Cove Small Group Guide

Week 3 • January 17/18/19

Side 1 • Small Group # 1 • 10 minutes



Did you know you can engage kids just by using the sound of your voice? If kids begin to get distracted, start to whisper before shouting the exciting part of a discussion topic. If you notice kids looking away during the Bible Story, use high, low, and silly voices as you read. This gets kid's attention and encourages them to focus on the activity.



Welcome each kid by name.

Ask:

- *Would you rather read a story with a friend or by yourself?*
- *Would you rather read a book about animals or a book about trucks?*



Give each kid a Bible.

Say:

- *We can learn from the Bible that we can talk to God anytime, anywhere, and about anything!*

Read:


- Earthquake In Prison: Page 500

Review:

- *What did Paul and Silas do when they were in prison?*
- *When you are scared or sad, what can you do?*
- *Paul and Silas talked to God anywhere they were and at anytime!*
- *Where and when can you talk to God?*

Continue to review and discuss until Large Group.

**Your word is truth.
John 17:17**



What Does The Bible Teach You?

The Bible Teaches Me The Best Things

Treasure Cove Small Group Guide

Week 3 • January 17/18/19

Side 2 • Small Group #2 • 10 minutes



Pray: *Dear God, thank you for wanting to talk to us anytime, anywhere and about anything. Thank you for loving us so much. Amen.*



Take out the Anytime Anywhere Anything Card Set. Lay the three sets of cards in the center of the Group in that order.

- Select three kids to each pick one card from each pile and place them in order in front of the piles.
- You will then explain to the group how they can pray at that time, in that place, and about that thing.
- Select three more kids to do the same.
- After all of the cards are selected, ask your Group: *Who else prayed anytime, anywhere, and about anything? Jesus, Paul, and Silas!*



Share with your Group, in an age-appropriate way, how you pray.

- Review the Memory Verse.
- Review the Bible Story.


Remain in Small Group until Parent Pick Up.



Let's partner with parents by sending them home with a resource that has a fast and major impact. It's a great time of year to start some new habits, and this is a simple one!

- January Parent Resource (1 per family who didn't previously receive, at the door)

Your word is truth. John 17:17



What Does The Bible Teach You?

The Bible Teaches Me The Best Things

Treasure Cove Small Group Guide

Week 4 • January 24/25/26

Side 1 • Small Group # 1 • 10 minutes



PRO TIP

You can make this week's activity personal for the kids in your group. Notice the names of the people and loved ones in each of their lives. Then during the activity, name those people. This helps kids to know that Jesus loves everyone and that they are seen and known by their church.



WELCOME

Welcome each kid by name.

Ask:

- *Would you rather read a new book or an old book that is your favorite?*
- *Would you rather read a real-life story or a make-believe story?*



BIBLE

Give each kid a Bible.

Say:

- *Today, we are going to hear stories of people who lived for God. Let's learn from the Bible what living for God means!*

Read:


- The First Church: Page 480

Review:

- *Wow! We are doing some of the same things the first church did! We are living for God!*
- *We are going to hear stories of two people from the Bible who also lived for God.*
- *What do you think living for God looks like?*

Continue to review and discuss until Large Group.

**Your word is truth.
John 17:17**



What Does The Bible Teach You?

The Bible Teaches Me The Best Things

Treasure Cove Small Group Guide

Week 4 • January 24/25/26

Side 2 • Small Group #2 • 10 minutes



Ask: *How can you help people and live for God?*

Pray: *Dear God, please show my friends how they can help others and live for you. Show them when and how to help your people. Amen.*



Give everyone a paper Bookmark to color.

- Allow everyone to decorate a Bookmark. Then, give each kid a plastic sleeve to put their Bookmark in, and let them select a Tassle to attach to the top.
- Explain that they can use this Bookmark for their Bible to help them find their favorite story!
- Grab a Bible and demonstrate how to use the bookmark.



Share with your Group what your favorite Bible story is and why.

- Review the Memory Verse.
- Review the Bottom Line.

Remain in Small Group until Parent Pick Up.



Let's partner with parents by sending them home with a resource that has a fast and major impact. It's a great time of year to start some new habits, and this is a simple one!

- January Parent Resource (1 per family who didn't previously receive, at the door)
- Every kid is going home with a Bookmark to use as they read their Bible.
- Bookmark (1 per kid, made in Small Group)

Your word is truth. John 17:17