



Why Is Jesus Special?

Jesus Is God's Son

Oyster Bay Small Group Guide
Week 1 • November 30/December 1/2
Side 1 • Small Group #1 (15 Minutes)



WELCOME

Welcome each kid by name and **Ask:**

- *If you would like to live in a tree house touch your nose.*
- *If you would like to live in an igloo shiver like you are cold.*



BIBLE

Say:

- *We are going to hear a story about the most special baby that was ever born.*
- *Every time we hear Jesus' name, let's all rock our hands like we are holding a baby!*

Read: Baby Jesus Is Born: Page 271

Review:


- *Why is Jesus special? Jesus is God's son!*
- *Let's all say that together! Jesus is God's son!*
- *Let's say it like an angel. Let's flap our wings. Jesus is God's son!*
- *Let's say it like a sheep. Jesus is God's son!*
- *Let's say it like a baby. Jesus is God's son!*



TIPS + TRICKS



Toddlers love to pretend! As you read the story about Jesus' birth, encourage kids to take care of an imaginary baby Jesus. After they rock the baby, ask them to give it a bottle, sing a lullaby, or burp it! Remind them that as Baby Jesus grew up, he did amazing things!



Why Is Jesus Special?

Jesus Is God's Son

Oyster Bay Small Group Guide

Week 1 • November 30/December 1/2

Side 2 • Small Group #1 Continued & Snack Time (10 Minutes)



PRAY

Praying means talking to God. God made the whole earth and everything in it! And he wants to talk to us, can you believe that? He is so good and gives us special gifts. The MOST special gift he gave us was his son, Jesus. Jesus made a way for us to talk to God and for him to talk directly to us! Let's pray now! Dear God, thank you for making us, loving us, and giving us good gifts. Let us think about you and your son Jesus every time we smile this Christmas. Amen.



ACTIVITY

- *We have a very special message to share! Jesus told us that it is each of our jobs to invite people to church so they can learn about how much he loves them! Raise your hand if you think you can help Jesus with that big job!*
- Ask kids, one at a time, to stand up and ask, "Will you come to church with me?"
- Cheer them on for inviting.
- After everyone has a turn, as a Group, make a list of all the things you like about church.
- *You are all getting Christmas Invites to take home today so you can invite people to come to church with you this Christmas! Does anyone have a name of someone they want to come to church with them?*
- *Hand out invites and write the names of the people they would like to invite on their invites.*

Continue the activity until Large Group.



SNACK TIME

- Review the Bottom Line
- Say the Memory Verse for your Group

TAKE HOME

- Christmas Advent (1 per kid, consumable, at the door)
- Christmas Invites (1 per kid, consumable, in Small Group)



Why Is Jesus Special?

Jesus Is God's Son

Oyster Bay Small Group Guide

Week 2 • December 7/8/9

Side 1 • Small Group #1 (15 Minutes)



WELCOME

Welcome each kid by name and **Say:**

- *Clap your hands if you like to build snowmen.*
- *Stomp your feet if you like to make a snow angel.*



BIBLE

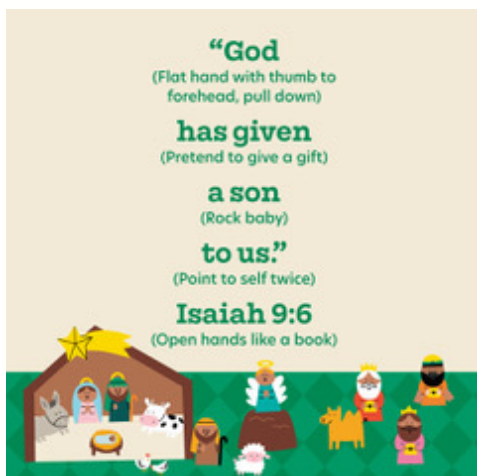
Say:

- *We are going to hear a story about the most special baby that was ever born.*
- *Every time we hear Jesus' name, let's all rock our hands like we are holding a baby!*

Read: Baby Jesus Is Born: Page 271

Review:


- *Why is Jesus special? Jesus is God's son!*
- *Let's all say that together! Jesus is God's son!*
- *Let's say it like an angel. Let's flap our wings. Jesus is God's son!*
- *Let's say it like a sheep. Jesus is God's son!*
- *Let's say it like a baby. Jesus is God's son!*



TIPS + TRICKS



Help kids to notice all the people and animals at Jesus' birth! Encourage kids to pretend they are at Jesus' birth: baa like a sheep, hee-haw like a donkey, smile like Mary, sleep like Baby Jesus, and more!



Why Is Jesus Special?

Jesus Is God's Son

Oyster Bay Small Group Guide

Week 2 • December 7/8/9

Side 2 • Small Group #1 Continued • Snack Time (10 Minutes)



PRAY

Praying means talking to God. God made the whole earth and everything in it! And he wants to talk to us, can you believe that? He is so good and gives us special gifts. The MOST special gift he gave us was his son, Jesus. Jesus made a way for us to talk to God and for him to talk directly to us! Let's pray now! Dear God, thank you for making us, loving us, and giving us good gifts. Let us think about you and your son Jesus every time we smile this Christmas. Amen.



ACTIVITY

- Have everyone sit in a circle and close their eyes.
- Give one person Bendable Jesus to hide in their hands or under their legs.
- Let everyone open their eyes and guess who has Jesus.
- When they find Jesus, ask, "Why is Jesus special?"
- Prompt the kids to respond: *Jesus is God's son!*
- Keep playing!

Continue the activity until Large Group.




SNACK TIME

- Review the Bottom Line
- Read the Bible Story again

TAKE HOME

- Christmas Advent (1 per kid who didn't previously receive, consumable)
- Christmas Invites (a few per kid, consumable, at the door)



Why Is Jesus Special?

Jesus Is God's Son

Oyster Bay Small Group Guide

Week 3 • December 14/15/16

Side 1 • Small Group #1 (15 Minutes)



WELCOME

Welcome each kid by name and **Ask:**

- *Wiggle your arms if you like to go sledding.*
- *Wiggle your legs if you like to make snowballs.*



BIBLE

Say:

- *We are going to hear a story about the most special baby that was ever born.*
- *Every time we hear Jesus' name, let's all rock our hands like we are holding a baby!*

Read: Baby Jesus Is Born: Page 271

Review:


- *Why is Jesus special? Jesus is God's son!*
- *Let's all say that together! Jesus is God's son!*
- *Let's say it like an angel. Let's flap our wings. Jesus is God's son!*
- *Let's say it like a sheep. Jesus is God's son!*
- *Let's say it like a baby. Jesus is God's son!*



TIPS + TRICKS



Toddlers may struggle to transition to Small Group. You can use jobs to help make this easier! Ask kids to help carry a Bible or Small Group Guide, high five their friends, or more. These small tasks help kids to feel important and transition from one activity to another!



Why Is Jesus Special?

Jesus Is God's Son

Oyster Bay Small Group Guide

Week 3 • December 14/15/16

Side 2 • Small Group #1 Continued • Snack Time (10 Minutes)



PRAY

Praying means talking to God. God made the whole earth and everything in it! And he wants to talk to us, can you believe that? He is so good and gives us special gifts. The MOST special gift he gave us was his son, Jesus. Jesus made a way for us to talk to God and for him to talk directly to us! Let's pray now! Dear God, thank you for making us, loving us, and giving us good gifts. Let us think about you and your son Jesus every time we smile this Christmas. Amen.



ACTIVITY

- Teach your Group to sing the Memory Verse to the tune of Wheels On The Bus:
 - *God has given a son to us,
son to us,
son to us.
God has given a son to us.
Isaiah 9:6*
- Continue singing.

Continue the activity until Large Group.



SNACK TIME

- Review the Bottom Line
- Talk about some places that we go and how God is with us there.

TAKE HOME

- Christmas Invites (1 per kid, consumable, at the door)



Why Is Jesus Special?

Jesus Is God's Son

Oyster Bay Small Group Guide
Week 4 • Eve Gatherings
Side 1 • Small Group #1 (15 Minutes)



WELCOME

Welcome each kid by name and **Ask:**

- *Raise your hand if you like to put puzzles together.*
- *Raise your hand if you like to build with blocks.*



BIBLE

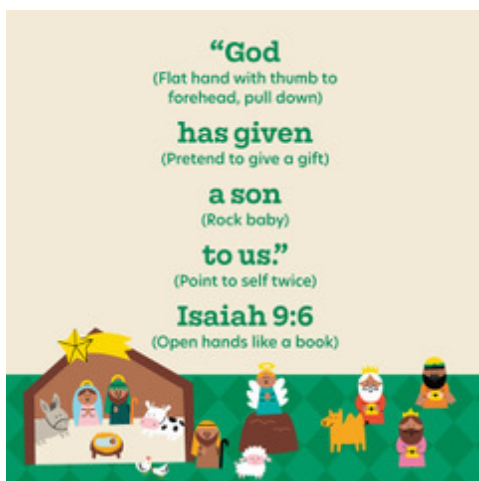
Say:

- *We are going to hear a story about the most special baby that was ever born.*
- *Every time we hear Jesus' name, let's all rock our hands like we are holding a baby!*

Read: Baby Jesus Is Born: Page 271

Review:

- *Why is Jesus special? Jesus is God's son!*
- *Let's all say that together! Jesus is God's son!*
- *Let's say it like an angel. Let's flap our wings. Jesus is God's son!*
- *Let's say it like a sheep. Jesus is God's son!*
- *Let's say it like a baby. Jesus is God's son!*



TIPS + TRICKS



Remember that for some First Time kids, this may be the first time they have ever left their parents! Be patient, positive, and encouraging. Remember it is okay if these kids may not want to participate. Let them and their parents know that you are happy they are here!



Why Is Jesus Special?

Jesus Is God's Son

Oyster Bay Small Group Guide

Week 4 • Eve Gatherings

Side 2 • Small Group #1 Continued • Snack Time (10 Minutes)



PRAY

Praying means talking to God. God made the whole earth and everything in it! And he wants to talk to us, can you believe that? He is so good and gives us special gifts. The MOST special gift he gave us was his son, Jesus. Jesus made a way for us to talk to God and for him to talk directly to us! Let's pray now! Dear God, thank you for making us, loving us, and giving us good gifts. Let us think about you and your son Jesus every time we smile this Christmas. Amen.



ACTIVITY

- Give everyone a Party Hat and a Happy Birthday Jesus Sticker.
- Help them put the sticker on their Hat and put the Hat on their head.
- Pass out a Wand With Streamers to each kid.
- *Jesus is so special because he is God's son. Let's celebrate that!*
- Instruct everyone to start marching and follow the leader, while waving their Wands. Give different kids the chance to be the Leader.
- After every few steps **ask**: *Why is Jesus special?*
- Prompt the kids to respond: *Jesus is God's son!*

Continue the activity until Large Group.



SNACK TIME

- Review the Bottom Line
- *Raise your hand if you know Jesus Is God's Son!!*

TAKE HOME

- Party Hat With Sticker (1 per kid, consumable)
- Family Watch Party Guide (1 per kid, consumable)