

# God Made You, Knows You, And Loves You

Younger Elementary Small Group Guide

Week 1 • Feb 1/2/3

Side 1 • Small Group # 1

10 minutes



PRO TIP

You can help kids to act in the image of God in their environment, too. During kZones, notice kids who are sharing well, listening to the ideas of others, caring for a shy or sad friend, or including others. Then use them as an example of someone who is acting in the image of God!



WELCOME

Welcome each kid by name.

**Ask:**

- Would you rather play with Legos or create art?
- Review the challenge your Group selected last week. Ask how everyone did trying to complete it.



PRAY

**Pray:** Take out the Mirror and hold it up in front of your face. *I am going to pass this mirror around the Group for us each to look at our face as we say, "Thank you God for making me, knowing me, and loving me. Amen."*



BIBLE

Give each kid a Bible.

**Say:**

- Today, we are going to read the part of the Bible that this month's Memory Verse is taken from. It is from the book of Psalms, and Psalms are actually SONGS!
- We won't be singing these Verses, but if you read Psalms on your own, you will probably find words to some of the songs we sing here in church hidden throughout the book.

**Read:**

- Psalm 139:1-14

**Review:**

- How does it feel to know that God knows everything you are doing, even before you do it? You can take out your Feelings Wheel to support this conversation.
- The writer of this Psalm feels like God being everywhere and knowing everything is a wonderful thing.
- What things in your life are wonderful?
- Are those things from God?

Continue to review and discuss until Large Group.



# God Made You, Knows You, And Loves You

Younger Elementary Small Group Guide

Week 1 • Feb 1/2/3

Side 2 • Small Group # 2

15 minutes



## ACTIVITY

Instruct your Group to stand in a line shoulder to shoulder and link arms with the people beside them.

- You will stand a few feet away, facing them and holding the Image Of God Activity Page.
- One at a time, read each scenario. After each scenario, encourage the Group to decide if the scenario reflects the image of God or not.
- If they believe it does reflect the image of God, have them take one step forward. If they believe it does not reflect the image of God have them take one step backward.



## CHALLENGE

**Say:** *This week, your challenge is to pray every day like we prayed today. Look in the mirror, and say, "Thank you God for making me, knowing me, and loving me. Amen."*



## DISCUSSION QUESTIONS

**Say:** *Share about a time you have made a decision, had a conversation, or acted in a way that showed the image of God. Maybe it was difficult to do! Maybe you talked with a sibling, or friend, about something instead of arguing, or you used a unique gift or talent to bring goodness into the world.*

- Review the Bottom Line
- Review the Memory Verse

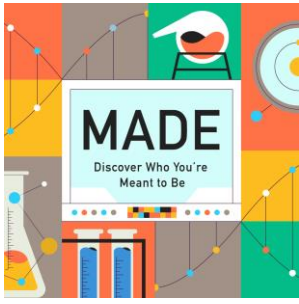
**Remain in Small Group until Parent Pick Up.**



## TAKE HOME

As kids are getting picked up, prompt them to share with their families their weekly challenge.

**How you made me is amazing and wonderful. I praise you for that. What you have done is wonderful. I know that very well.  
Psalm 139:14**



# God Made You To Make A Difference

Younger Elementary Small Group Guide

Week 2 • Feb 8/9/10

Side 1 • Small Group # 1

10 minutes



PRO TIP

Elementary schoolers can have amazing empathy! Take note of the people they are caring for, pray for them during the week, and bring it up in the future. When you do this, you are caring for others and recognizing their amazing empathy.



WELCOME

**Welcome each kid by name.**

**Ask:**

- *Would you rather invent the world's best tasting Dorito flavor or the world's best roller coaster?*
- *Last week you were challenged to pray while looking in the mirror. How did you all do with that?*



PRAY

**Pray:** Take out the Mirror and hold it up in front of your face. *I am going to pass this mirror around the Group for us each to look at our face as we say, "Thank you God for making me, knowing me, and loving me. Help me make a difference. Amen."*



BIBLE

**Give each kid a Bible.**

**Say:**

- *Our story today comes from the book of Exodus. The book of Exodus is all about a man named Moses, and his people, the Israelites. Moses wrote this book himself; it was the story of everything he experienced.*
- *Moses, at this point in our story, was a grown man. He was born an Israelite and raised by the Egyptians. He decided to leave because he didn't like how the Egyptians were treating the Israelites.*
- *While he was away, God started talking to him through a burning bush. Here is what God said to Moses.*

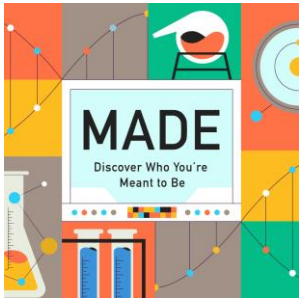
**Read:**

- Exodus 3:7-12

**Review:**

- *What can we learn about who God is from these Verses? Allow your Group to really think about the answer to this question. Encourage them to go back through the text to find ideas for how to answer. (Ex. He hears our prayers, he is concerned about our suffering, he makes plans to save us, he has good plans for us, he will help us make a difference, he will give us what we need)*

**Continue to review and discuss until Large Group.**



# God Made You To Make A Difference

Younger Elementary Small Group Guide

Week 2 • Feb 8/9/10

Side 2 • Small Group # 2

15 minutes



## ACTIVITY

### Say:

- *Moses made a difference to the Israelites, and to us today, by trusting God.*
- *Let's make a difference in someone's life today by making them a card!*
- *Can you think of anyone who has had a rough time? Maybe someone God might be watching, like the Israelites, and is concerned about their suffering? Let's make a card for someone like that.*

Use Paper, Craft Materials, and Markers to make a card for someone. Help anyone who might need support writing words or sentences.



## CHALLENGE

**Say:** *Your Challenge is to give this card to the person you created it for! You can simply let them know you were thinking about them and wanted to brighten their day. Maybe you can ask them for prayer requests or anything they might need help with. Or maybe you can be bold and pray for them the moment you give them the card! I know you will all make a difference by trusting God and handing out these cards.*



## DISCUSSION QUESTIONS

### Say:

- *Right after God talked to Moses in the bush, Moses asked "Who am I that I should go to Pharaoh and bring the Israelites out of Egypt?"*
- *Have you ever felt like you can't make a difference?*
- *Who remembers how God responded?*
- *He said "I will be with you, I will prove I have sent you. When you bring the people out you will worship me!"*
- *Our God is so awesome! That gives me confidence that if I am doing something scary, but what God wants, he will take care of me and work everything out!*
- Review the Bottom Line
- Review the Memory Verse

**Remain in Small Group until Parent Pick Up.**



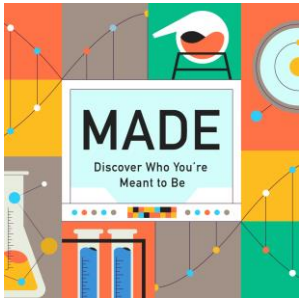
## TAKE HOME

Kids will make a difference in their community by handing out a card they created to someone who needs it.

- Crafted Card

**How you made me is amazing and wonderful. I praise you for that. What you have done is wonderful. I know that very well.**

**Psalm 139:14**



# Use Your Gifts To Make A Difference

Younger Elementary Small Group Guide

Week 3 • Feb 15/16/17

Side 1 • Small Group # 1

10 minutes



PRO TIP

Parents love to hear about the amazing things their kids are doing. Listen to the ways your group plans on caring for others and mention it to their parents at pick up. This tells kids you are listening, lets parents know you care, and helps families to build deeper relationships with each other and their faith!



WELCOME

Welcome each kid by name.

**Ask:**

- Would you rather have test tubes for fingers or toes?
- Last week you were challenged to hand out the Crafted Cards that you created. How did that go?



PRAY

**Pray:** Take out the Mirror and hold it up in front of your face. *I am going to pass this mirror around the Group for us each to look at our face as we say, "Thank you God for making me, knowing me, and loving me. Help me learn how you made me to make a difference. Amen."*

Give each kid a Bible.

**Say:**

- Our story today is from the book of Acts. Acts was written by one of Jesus' friends named Paul. He wrote this after Jesus went into heaven.

**Read:**

- Acts 16:11-15
- There are a couple supplemental blurbs around this reading. Under the passage there is info about 'Life in Bible Times-Purple Cloth' and beside the passage there is a blurb about 'People in Bible Times-Lydia.'
- Read those supplemental blurbs with your Group.

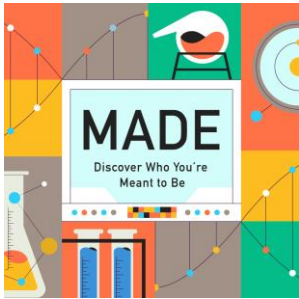
**Review:**

- What did Lydia have that she could use to serve God? She had a big house she shared with others.



BIBLE

Continue to review and discuss until Large Group.



# Use Your Gifts To Make A Difference

Younger Elementary Small Group Guide

Week 3 • Feb 15/16/17

Side 2 • Small Group # 2

15 minutes



## ACTIVITY

Give everyone a Coloring Sheet and allow them to color it in with markers.

- As they color, **Say:** *In our Bible Story today, Lydia had unique opportunities to share Jesus with others. She used the gifts God gave her to make a difference in the lives of the people around her. Because of her job she could talk to many people. Her home allowed her to gather many people. People trusted and listened to what she said.*
- After everyone is done coloring, instruct them to take their picture and crumple it up in a ball making sure to not rip or tear it. Then, have them open, flatten, and smooth it back out.
- Have them do this repeatedly until their paper feels like soft fabric.
- *God wants you to use your gifts to make a difference. You might not make purple cloth, but you might play basketball, bake, do yard work, or housework to make a difference in the lives of the people around you.*



## CHALLENGE

**Say:** *Your challenge this week is to find a way to make a difference in the lives of the people around you. It can be one of the suggestions mentioned in our activity or something unique based on your skills and gifts! Take time discussing how they might make a difference this week.*



## DISCUSSION QUESTIONS

Share an age-appropriate way you make a difference. Maybe you have a stronger body than an older neighbor and help them carry their groceries. Maybe you know how to make something special, like ice cream and make that for a friend when they aren't feeling well.

- Review the Bottom Line
- Review the Memory Verse

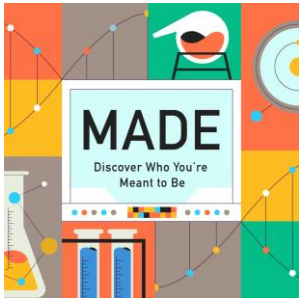
**Remain in Small Group until Parent Pick Up.**



## TAKE HOME

- Scripture Cloth Coloring Sheet

**How you made me is amazing and wonderful. I praise you for that. What you have done is wonderful. I know that very well.**  
**Psalm 139:14**



# You Can Make A Difference Right Now

Younger Elementary Small Group Guide

Week 4 • Feb 22/23/24

Side 1 • Small Group # 1

10 minutes



PRO TIP

Some kids may not be comfortable or ready to practice the Memory Verse out loud. During the activity, invite hesitant kids to sit and watch first or pass their turn to a friend. You could also provide them with the Memory Verse that is written down to read from. Once they are more comfortable invite them to participate!



WELCOME

Welcome each kid by name.

**Ask:**

- What do you think you will be when you grow up?
- Last week you were challenged to make a difference in the lives of people around you. How did you do?



PRAY

**Pray:** Take out the Mirror and hold it up in front of your face. *I am going to pass this mirror around the Group for us each to look at our face as we say, "Thank you God for making me, knowing me, and loving me. Help me learn how you made me to make a difference. I want to take action to make a difference today! Amen."*

Give each kid a Bible.

**Say:**

- Our story today is from the book of 1 Timothy. Let's open up to the first page of 1 Timothy to learn more about this book!
- Open to the first page of 1 Timothy and read through the information about this book.

**Read:**

- 1 Timothy 4:12

**Review:**

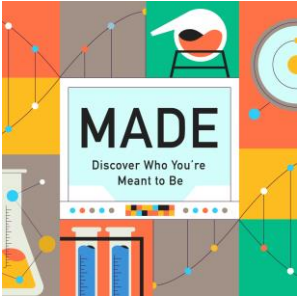
- We learned in the beginning of this Chapter that 1 Timothy was written for us too!
- How do you feel after reading this Verse? You can take out your Feelings Wheel to support this conversation.

Continue to review and discuss until Large Group.



BIBLE





# You Can Make A Difference Right Now

Younger Elementary Small Group Guide

Week 4 • Feb 22/23/24

Side 2 • Small Group # 2

15 minutes



## ACTIVITY

### Say:

- *It's our last week to dig into this month's Memory Verse! Everyone up on your feet and stand in a circle, facing to your left.*
- *I'm going to give this bean bag to someone in the circle. They will say the first word of our Memory Verse and pass it back over their head to the next person.*
- *Then, they'll say the next word and pass it between their legs to the person behind them.*
- *We'll keep passing over, under saying one word of the Memory Verse at a time until we say the whole Verse together!*



## CHALLENGE

**Say:** *Your challenge this week is to share our Memory Verse with someone. Maybe you can share it with a friend, family member, coach, or neighbor. Use it to encourage someone that they are made wonderfully by a very wonderful God!*



## DISCUSSION QUESTIONS

Talk about a time when you were young and either you or someone you know saw something that needed to be changed, and you were part of making that change. If you can't think of anything, you could google "kids making a difference" and share some examples with your Group.

- Review the Bottom Line
- Review the Memory Verse

**Remain in Small Group until Parent Pick Up.**



## TAKE HOME

Remind kids of their challenge to share the Memory Verse this week! They can start practicing by sharing it on the way home from church today.

**How you made me is amazing and wonderful. I praise you for that. What you have done is wonderful. I know that very well.**

**Psalm 139:14**